

Neobiotech IMPLANT SYSTEM

IS Implant System
EB Implant System
IT Implant System
S-Mini Implant System
Surgical Kit

IMPLANT SYSTEM



Neobiotech
IMPLANT SYSTEM

IS Implant System / EB Implant System / IT Implant System / S-Mini Implant System / Surgical Kit

Serving the best products and services to implantologists under the motto of No.1 implant system in the world.

Neobiotech is a leading manufacturer and supplier of comprehensive products and solutions for implant, restorative, and digital dentistry. Ever since our foundation in year 2000, Neobiotech have been relentlessly striving for new and better ways in every area of implant dentistry with a central belief that our solutions must remain Simple, Safe, and Speedy (the 3S Spirit) for both the dentists and patients. Today, Neobiotech products, services, and educational offerings are available in around 70 countries worldwide through subsidiaries and distributors.

Neobiotech Co. believes that implant design should be developed based on implant surgical protocols prior to the application of other technologies. In 2007, Neobiotech introduced a new implant to the world, called CMI (Sinus Quick) Implant: an implant designed to easily achieve maximum initial fixation in maxillary or mandibular bone during implant placement. Neobiotech changed the implant design from a straight body type (earlier implant design) to tapered body type by applying the concept of "CMI fixation" and "Anytime loading". This innovation led Neobiotech to differentiate its products from other implant companies' products and services.

In the same year, Neobiotech launched the new GBR system that enabled easier, safer, and faster GBR process, which Neobiotech invented through many years of Dr. Heo's (CEO of Neobiotech) surgical experiences. In 2008, Neobiotech released the Sinus Crestal Approach (SCA) surgical kit and brought out innovation to sinus implant surgical operation. In the same year, Neobiotech also launched the Sinus Lateral Approach (SLA) Kit, which received praise and love worldwide.

In the middle of 2009, for the very first time, Neobiotech launched the FR Kit (Fixture Remover Kit), which let easy access on removing fixture abutments to dentists. In 2010, Neobiotech have launched the SR Kit (Screw Remover Kit), and from this, Neobiotech have made advanced surgical solution series: SCA Kit, SLA Kit, FR Kit, SR Kit. Furthermore, Neobiotech launched the new GBR solution series in 2011: new GBR Kit, CTi-mem (Customized Titanium Membrane), ACM (Autochip Maker).

Neobiotech has not only focused on creating innovative products and surgical protocols, but also followed the 3S (Simple, Safe, Speedy) concept while developing products in order to make sure the products were much simpler, safer, and faster for every implantologist to be confident and feel convenient during implant surgery.

To satisfy all of our customers' needs, Neobiotech will always be more than happy to come closer and listen to our valuable customers' voices. Neobiotech will strive to be the world's best implant company by continuously developing new implant system that all implantologists will trust and enjoy.

Chairman of Neobiotech
Young-ku Heo



Contents

Product Line Up		6
IS Implant System Chart		8
EB Implant System Chart		9
IT Implant System Chart		10
S-mini Implant System Chart		11

IS Implant System	IS-III active Fixture(S.L.A. Surface)	16
	IS-II active Fixture(S.L.A. Surface)	20
	IS Healing Abutment	22
	IS Temporary Abutment	24
	Prosthetic Flow Chart	25
	IS Solid Abutment	29
	IS Cemented Abutment	30
	IS Shapable Abutment	33
	IS Angled Abutment	34
	IS Gold UCLA Abutment	37
	IS CCM UCLA Abutment	37
	S-narrow PickCap Impression Coping	38
	Protective Cap	39
	Impression Cap	39
	Lab Analog	40
	Plastic Coping	40
	IS Pick-up Impression Coping	41
	IS Transfer Impression Coping	43
	Transfer Impression Coping Positioner	44
	Lab Analog	44
	Multi Unit Abutment	45
	SNAFFIT	49


















EB Implant System	EB-II active Fixture(S.L.A. Surface)	55
	EB S-Wide Fixture(RBM Surface)	56
	EB Healing Abutment	57
	EB Temporary Abutment	59
	Prosthetic Flow Chart	61
	EB Cemented Abutment	63
	EB Angled Abutment	67
	EB Gold UCLA Abutment	69
	EB CCM UCLA Abutment	70

EB Implant System	EB PickCap Impression Coping	71
	EB Pick-up Impression Coping	72
	EB Transfer Impression Coping	73
	Transfer Impression Coping Positioner	74
	Lab Analog	74
	EB Ball Abutment	75
	IT Implant System	IT-III active Fixture (S.L.A Surface)
IT Healing Abutment		85
Prosthetic Flow Chart		86
IT Solid Abutment		89
IT Excellent Solid Abutment		93
IT Cemented Abutment		95
IT UCLA Abutment(Gold/CCM)		97
IT Pre Angled Abutment		98
IT Collared Angled Abutment		99
IT PickCap Impression Coping		100
IT Pick-up Impression Coping		101
IT Transfer Impression Coping		102
Transfer Impression Coping Positioner / Lab Analog		103
S-Mini Implant System		S-Mini Fixture - Cement Type
	S-Mini Fixture - Ball Type	107
	Prosthetic Flow Chart	108
	S-Mini Components	109
Surgical Kit	Neo Master Kit	114
	NeoSurgical Kit	122
	IS Full Kit	128
	S-Mini Kit	134
	S-Wide Kit	136
	S-narrow Kit	138
	Neo NaviGuide Kit	140
	Neo NaviGuide Narrow Kit	150
	Neo Ridge Wider Kit	156
	Neo Surgical Accessory Kit	158
	Neo Prosthetic Kit	160
	Neo Prosthetic Planning Kit	164
	Neo PickCap Impression Kit	166

Product Line Up

Congratulations! You have made an excellent choice.
Welcome to the Neobiotech family

Implant System

 IS System	 IS Full Kit	 NeoSurgical Kit	 Neo NaviGuide Kit
		 Neo Master Kit	 Neo NaviGuide Kit Narrow
 EB System	 S-Mini Kit	 S-Wide Kit	
	 Prosthetic Kit	 Ridge Wider Kit	
 IT System	 Accessory Kit	 S-narrow Kit	
	 Neo Prosthetic Planning Kit		
 S-Mini System	 Neo PickCap Impression Kit		

This catalog contains information of Neobiotech implant system only.
To get information of other solution system, Please refer to Neo Solution catalogs.

Sinus Lift Solution



SinusAll Kit



SCA Kit
(Sinus Crestal Approach Kit)



SLA Kit
(Sinus Lateral Approach Kit)

Repair Solution



FR Kit
(Fixture Remover Kit)



SR Kit
(Screw Remover Kit)

GBR Solution



CTi-mem




















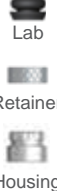








ACM
(Auto Chip Maker)




























EZ-GBR Kit























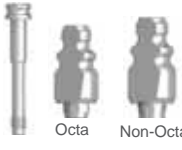


IS Implant System Chart

Fixture	Healing & Cover Screw	Abutment		Impression Coping	Lab Analog
 <p>IS-III active</p>		Solid	<p>Solid</p> 	 <p>PickCap</p>	
 <p>IS-II active</p>	 <p>Healing Abutment</p>	Cemented	 <p>Hex SCRP[®] Non-Hex Abutment Positioner</p>	 <p>Impression Cap</p>	
		Angled	 <p>Hex(A-Type) Hex(B-Type) Non-Hex</p>	<p>Pick-up</p>  <p>Hex SCRP[®]</p>	 <p>Fixture Level</p>
		Shapable	 <p>Hex Non-Hex</p>	 <p>Non-Hex</p>	
	 <p>Cover Screw</p>	UCLA	<p>Gold</p>  <p>Hex SCRP[®] Non-Hex</p> <p>CCM</p>  <p>Hex SCRP[®] Non-Hex</p>	<p>Transfer</p>  <p>Hex Non-Hex</p>	 <p>Abutment Level</p>
		Temporary	 <p>Hex SCRP[®] Non-Hex</p>	 <p>Impression coping positioner</p>	
		Ball	 <p>Clinical</p>  <p>Retainer</p>  <p>Housing</p>	 <p>Lab</p>  <p>Retainer</p>  <p>Housing</p>	 <p>Ball Lab Analog</p>






EB Implant System Chart

Fixture	Healing & Cover Screw	Abutment			Impression Coping	Lab Analog	
 EB-II active	 Healing Abutment  Cover Screw	Cemented	 Hex	 SCRP®	 Abutment positioner	 PickCap	 Fixture Level
		Angled				 Hex	
		UCLA	 Gold			 SCRP®	
		Hex	SCRP®	Non-Hex	 Non-Hex		
		Hex	SCRP®	Non-Hex	 Transfer		
Temporary	 Hex			 Hex  Non-Hex Impression coping positioner			
Ball	  Clinical  Retainer  Housing			 Lab  Retainer  Housing	 Ball Lab Analog		

IT Implant System Chart

Fixture	Healing & Cover Screw	Abutment		Impression Coping	Lab Analog	
 <p>IT-III active</p>	 <p>Healing Abutment</p>	Solid	Regular Neck	<p>Solid</p> 	 <p>Impression Cap</p>	 <p>Regular Neck – Lab Analog (Abutment Level)</p>
			Excellent Solid		 <p>Positioning Cylinder</p>	 <p>Shoulder Analog (Abutment Level)</p>
			Wide Neck	<p>Solid</p> 	 <p>Impression Cap</p>  <p>Positioning Cylinder</p>	 <p>Wide Neck – Lab Analog (Abutment Level)</p>
	 <p>Cover Screw</p>	Cemented		<p>PickCap</p> 		
		Angled		<p>Pick-up</p> 		
	UCIA	Regular Neck	<p>Gold CCM</p>  <p>Octa Non-Octa</p>  <p>Octa Non-Octa</p>	 <p>Octa Non-Octa</p>	 <p>Regular Neck – Lab Analog (Fixture Level)</p>	
		Wide Neck	<p>CCM (Wide Neck)</p>  <p>Octa Non-Octa</p>	<p>Transfer</p>  <p>Octa Non-Octa</p> <p>Transfer Impression Coping Positioner</p> 	 <p>Wide Neck – Lab Analog (Fixture Level)</p>	

S-Mini Implant System Chart

Fixture	Impression	Lab Analog	Protective Cap
 <p>S-Mini Fixture (Cement Type)</p>	 <p>Impression Cap</p>	 <p>Normal</p>  <p>Modifying</p>	

Fixture	Impression	Lab Analog	O-ring
 <p>S-Mini Fixture (Ball Type)</p>	 <p>Retainer</p>  <p>Housing</p>  <p>Lab</p>	 <p>Ball Lab Analog</p>	 <p>Clinical</p>



Neobiotech
IS IMPLANT SYSTEM


IS-III active / IS-III active S-Narrow / IS-III active S-Wide / IS-II active / IS-II active S-Wide

Contents

IS Implant System	IS-III active Fixture(S.L.A. Surface)	16
	IS-II active Fixture(S.L.A. Surface)	20
	IS Healing Abutment	22
	IS Temporary Abutment	24
	Prosthetic Flow Chart	25
	IS Solid Abutment	29
	IS Cemented Abutment	30
	IS Shapable Abutment	33
	IS Angled Abutment	34
	IS Gold UCLA Abutment	37
	IS CCM UCLA Abutment	37
	S-narrow PickCap Impression Coping	38
	Protective Cap	39
	Impression Cap	39
	Lab Analog	40
	Plastic Coping	40
	IS Pick-up Impression Coping	41
	IS Transfer Impression Coping	43
	Transfer Impression Coping Positioner	44
	Lab Analog	44
	Multi Unit Abutment	45
	SNAFFIT	49



IS-III active



Micro Groove
Minimize bone loss and maintain bone level by treating superior area of fixture.

Deep & Wide Pitch
Increase contact area between thread pitch and results in increasing of stability and osseointegration

S.L.A. Surface
Improvement of process technology of S.L.A surface


Magic Thread
Specially designed to endure vertical and lateral force

Apex
Excellent to both immediate placement and immediate loading

Wide Cutting Edge
Improvement of fixation and increase clinician's comfort when placing implants by widening cutting edge area



- Osteoconductivity Implant Surface (S.L.A.)
- Crestal MacroThread Design
- Self-Compactable Apex
- Powerful Deep Thread
- Micro Groove Design
- Conical Seal 11°



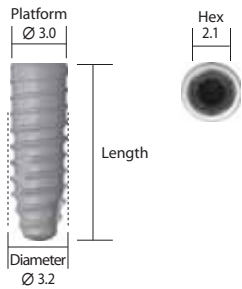
Clinical Case



IS-III active Fixture(S.L.A. Surface)

The fixture bigger than Ø4.5 diameter is recommended to be placed in posterior area.

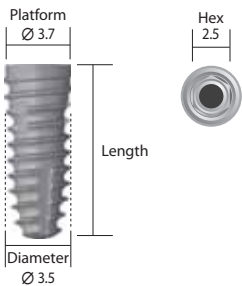
- Cover Screw Excluded
- S-narrow : ISC25S
- Narrow : ISN30S
- Regular / Wide / S-Wide : ISC40S



• S-Narrow / Diameter Ø 3.2



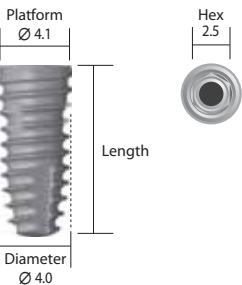
Length(mm)	8.5	10.0	11.5	13.0
Product name	IS3SN3008AP	IS3SN3010AP	IS3SN3011AP	IS3SN3013AP



• Narrow / Diameter Ø 3.5



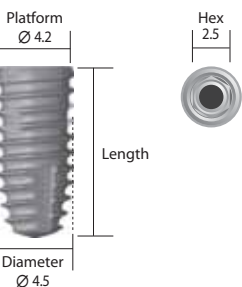
Length(mm)	8.5	10.0	11.5	13.0
Product name	IS33508AP	IS33510AP	IS33511AP	IS33513AP



• Regular / Diameter Ø 4.0



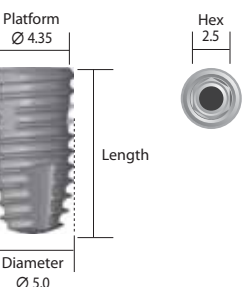
Length(mm)	7.3	8.5	10.0	11.5	13.0
Product name	IS34007AP	IS34008AP	IS34010AP	IS34011AP	IS34013AP



• Regular / Diameter Ø 4.5



Length(mm)	7.3	8.5	10.0	11.5	13.0
Product name	IS34507AP	IS34508AP	IS34510AP	IS34511AP	IS34513AP



• Wide / Diameter Ø 5.0



Length(mm)	6.6	7.3	8.5	10.0	11.5	13.0
Product name	IS35006AP	IS35007AP	IS35008AP	IS35010AP	IS35011AP	IS35013AP

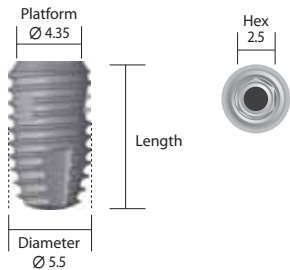
※ All measurements can be different with the actual size

* Scale 1 : 1.1

IS-III active Fixture(S.L.A. Surface)

The fixture bigger than Ø4.5 diameter is recommended to be placed in posterior area.

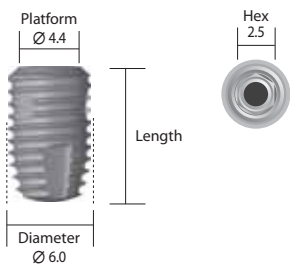
- Cover Screw Excluded
- S-narrow : ISC25S
- Narrow : ISN30S
- Regular / Wide / S-Wide : ISC40S



• S-Wide / Diameter Ø 5.5



Length(mm)	6.6	7.3	8.5	10.0	11.5	13.0
Product name	IS35506AP	IS35507AP	IS35508AP	IS35510AP	IS35511AP	IS35513AP



• S-Wide / Diameter Ø 6.0

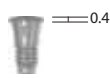


Length(mm)	6.6	7.3	8.5	10.0	11.5	13.0
Product name	IS36006AP	IS36007AP	IS36008AP	IS36010AP	IS36011AP	IS36013AP

※ Requires S-Wide surgical kit for diameter Ø5.5 ~ Ø6.0 fixture
 ※ All measurements can be different with the actual size

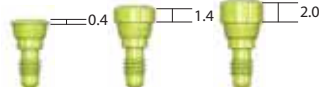
Cover Screw

S-Narrow



ISC25S*

Narrow



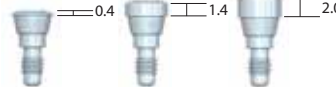
ISN30S

ISN30M

ISN30L



Regular / Wide / S-Wide



ISC40S

ISC40M

ISC40L



* This component is only for S-narrow fixture.

IS-II active


BioSeal(0.5mm)
Increase sealing of soft tissue
and minimize bone loss


S.L.A. Surface
S.L.A. Surface is method that
make rough surface by blasting
on machined implant surface
with HA(Hydroxy Apatite)
particle smaller than 50 μ m, and
dual acid-etching.

Apex
Powerful and well-defined thread
exist at the peak of the apex. Initial
fixation at the apex is excellent to
both immediate placement and
immediate loading

Coronal Macro Thread
(Thread pitch 0.8mm)
Excellent primary stability at
cortical bone


Magic Thread
Specially designed to endure
vertical force and lateral pres-
sure effectively by lower half
triangle thread





Platform Switching
Supports soft tissue interface for natural looking esthetics and minimize marginal bone loss

Two conical contact point
Creating a strong and stable fit between fixture and abutment, minimize marginal bone loss and screw loosening

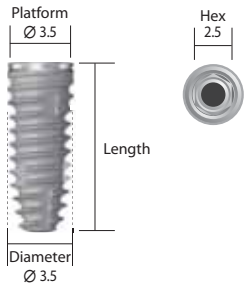


- Internal Conical Connection
- 2.5 Hex
- Conical Seal(11°)

IS-II active Fixture(S.L.A. Surface)

The fixture bigger than Ø4.5 diameter is recommended to be placed in posterior area.

- Cover Screw included
Narrow / All 7.3mm Fixtures : ISN30S
Regular / Wide / S-Wide : ISC40S

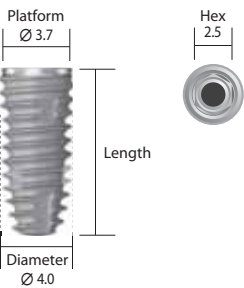


• Narrow / Diameter Ø 3.5



Length(mm)	8.5	10.0	11.5	13.0
Product name	BIS3508A	BIS3510A	BIS3511A	BIS3513A

※ Cover Screw Included

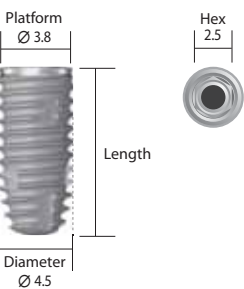


• Regular / Diameter Ø 4.0



Length(mm)	7.3	8.5	10.0	11.5	13.0
Product name	BIS4007A	BIS4008A	BIS4010A	BIS4011A	BIS4013A

※ Cover Screw Included

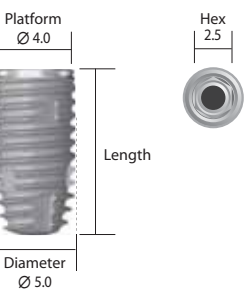


• Regular / Diameter Ø 4.5



Length(mm)	7.3	8.5	10.0	11.5	13.0
Product name	BIS4507A	BIS4508A	BIS4510A	BIS4511A	BIS4513A

※ Cover Screw Included



• Wide / Diameter Ø 5.0



Length(mm)	7.3	7.3	7.3	8.5	10.0	11.5	13.0
Product name	BIS5005A	BIS5006A	BIS5007A	BIS5008A	BIS5010A	BIS5011A	BIS5013A

※ Cover Screw Included

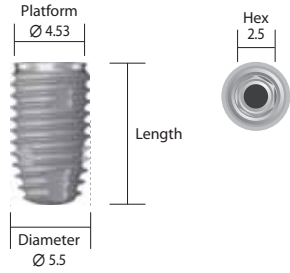
※ All measurements can be different with the actual size

* Scale 1 : 1.1

IS-II active Fixture(S.L.A. Surface)

The fixture bigger than Ø4.5 diameter is recommended to be placed in posterior area.

- Cover Screw included
 Narrow / All 7.3mm Fixtures : ISN30S
 Regular / Wide / S-Wide : ISC40S

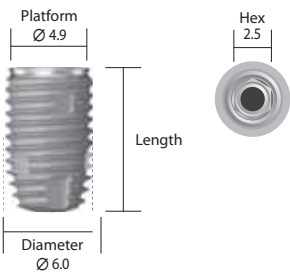


• S-Wide / Diameter Ø 5.5



Length(mm)	7.3	7.3	7.3	8.5	10.0	11.5	13.0
Product name	BIS5505A	BIS5506A	BIS5507A	BIS5508A	BIS5510A	BIS5511A	BIS5513A

※ Cover Screw Included

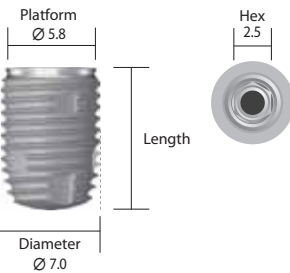


• S-Wide / Diameter Ø 6.0



Length(mm)	7.3	8.5	10.0	11.5	13.0
Product name	BIS6007A	BIS6008A	BIS6010A	BIS6011A	BIS6013A

※ Cover Screw Included



• S-Wide / Diameter Ø7.0



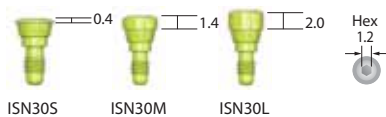
Length(mm)	7.3	8.5	10.0	11.5	13.0
Product name	BIS7007A	BIS7008A	BIS7010A	BIS7011A	BIS7013A

※ Cover Screw Included

- ※ Requires S-Wide surgical kit for diameter Ø5.5 ~ Ø7.0 fixture
- ※ All measurements can be different with the actual size

Cover Screw

Narrow / All 7.3mm Fixtures



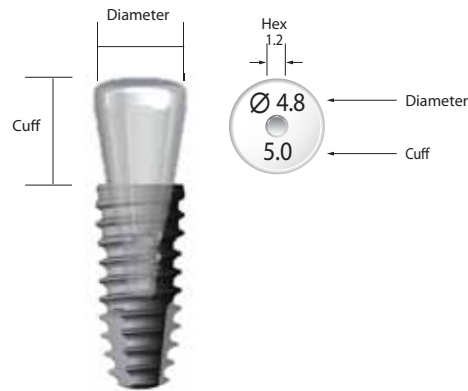
Regular / Wide / S-Wide




IS Healing Abutment

Temporary restorations for contouring of the soft tissue

- Tightening torque : 8~10 Ncm



• Diameter \varnothing 3.0



Diameter	\varnothing 3.0	
Cuff(mm)	3.0	5.0
Product name	ISH3003*	ISH3005*

* These components are only for S-narrow fixture.


• Diameter \varnothing 3.8



Diameter	\varnothing 3.8	
Cuff(mm)	3.0	5.0
Product name	ISH3803*	ISH3805*


* These components are only for S-narrow fixture.

• Diameter \varnothing 4.0



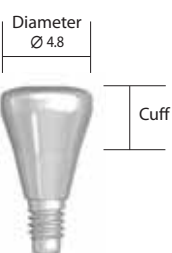
Cuff(mm)	2.0	3.0	4.0	5.0	6.0
Product name	ISUH4002	ISUH4003	ISUH4004	ISUH4005	ISUH4006

• Diameter \varnothing 4.5



Cuff(mm)	2.0	3.0	4.0	5.0	6.0
Product name	ISUH4502	ISUH4503	ISUH4504	ISUH4505	ISUH4506

• Diameter \varnothing 4.8



Cuff(mm)	2.0	3.0	4.0	5.0	6.0	7.0
Product name	ISH402	ISH403	ISH404	ISH405	ISH406	ISH407

* Scale 1 : 1.1

IS Healing Abutment



• Diameter Ø 5.5



Cuff(mm)	2.0	3.0	4.0	5.0	6.0	7.0
Product name	ISH502	ISH503	ISH504	ISH505	ISH506	ISH507



• Diameter Ø 6.0



Cuff(mm)	2.0	3.0	4.0	5.0	6.0	7.0
Product name	ISH602	ISH603	ISH604	ISH605	ISH606	ISH607



• Diameter Ø 6.8



Cuff(mm)	2.0	3.0	4.0	5.0	6.0	7.0
Product name	ISH702	ISH703	ISH704	ISH705	ISH706	ISH707



• Diameter Ø 8.0



Cuff(mm)	2.0	3.0	4.0	5.0	6.0	7.0
Product name	ISH802	ISH803	ISH804	ISH805	ISH806	ISH807

※ Ø 8.0, Ø 9.0 Healing Abutments are for Custom Abutment



• Diameter Ø 9.0



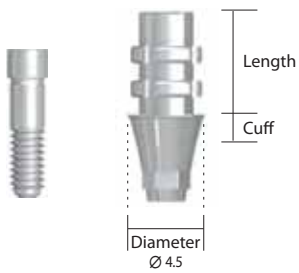
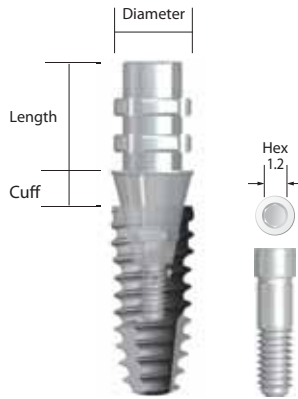
Cuff(mm)	2.0	3.0	4.0
Product name	ISH902	ISH903	ISH904

※ Ø 8.0, Ø 9.0 Healing Abutments are for Custom Abutment


IS Temporary Abutment

Customizable titanium abutment for temporary crown and bridges

- Abutment Screw (ISCS20) included, Tightening torque : 30 Ncm

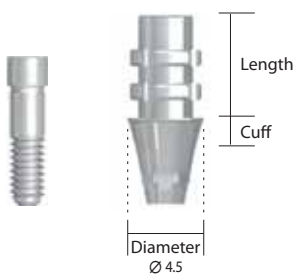


Hex Type



Diameter	Ø 3.2	Ø 4.5		
Cuff	1.0	2.0	2.0	1.5
Length(mm)	11.5	6.0	8.0	13.0
Product name	ISAHT300*	ISAHT460	ISAHT480	ISAHT4130

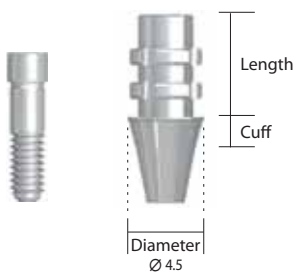
* This component is only for S-narrow fixture.
 * ISCS16S : S-Narrow(Ø3.2)



SCRP® Type



Diameter	Ø 4.5		
Cuff	2.0	2.0	-
Length(mm)	6.0	8.0	13.0
Product name	ISAST460	ISAST480	ISAST4130



Non-Hex Type



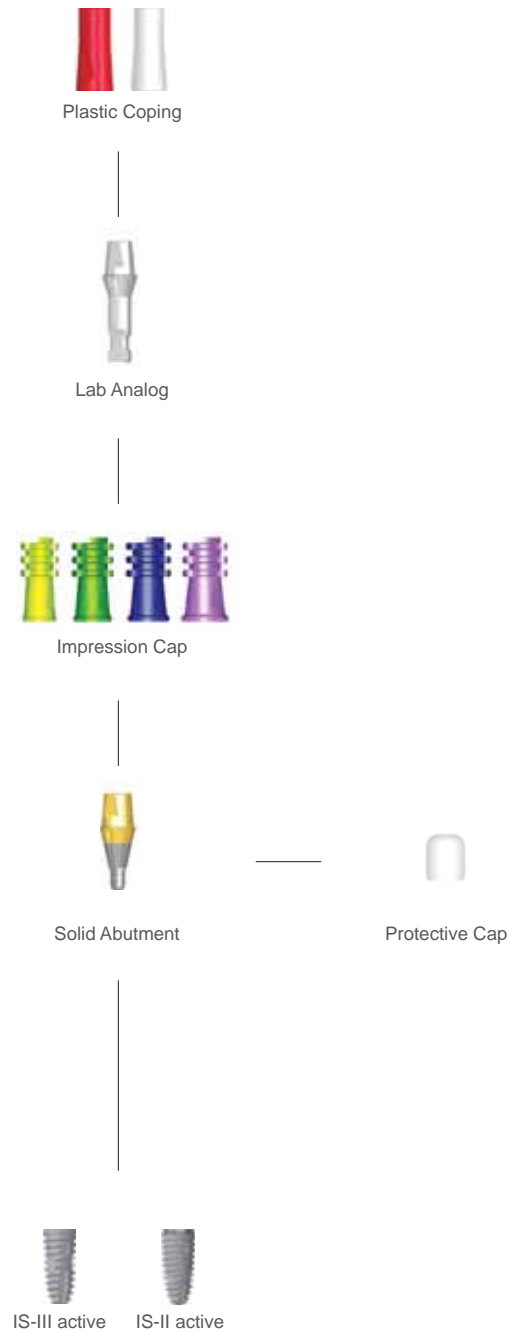
Diameter	Ø 3.2	Ø 4.5		
Cuff	1.0	2.0	2.0	1.5
Length(mm)	11.5	6.0	8.0	13.0
Product name	Ø 4.5 ISANT300*	ISANT460	ISANT480	ISANT4130

* This component is only for S-narrow fixture.
 * ISCS16S : S-Narrow(Ø3.2)

* Scale 1 : 1.1

Prosthetic Flow Chart

- IS Solid Abutment

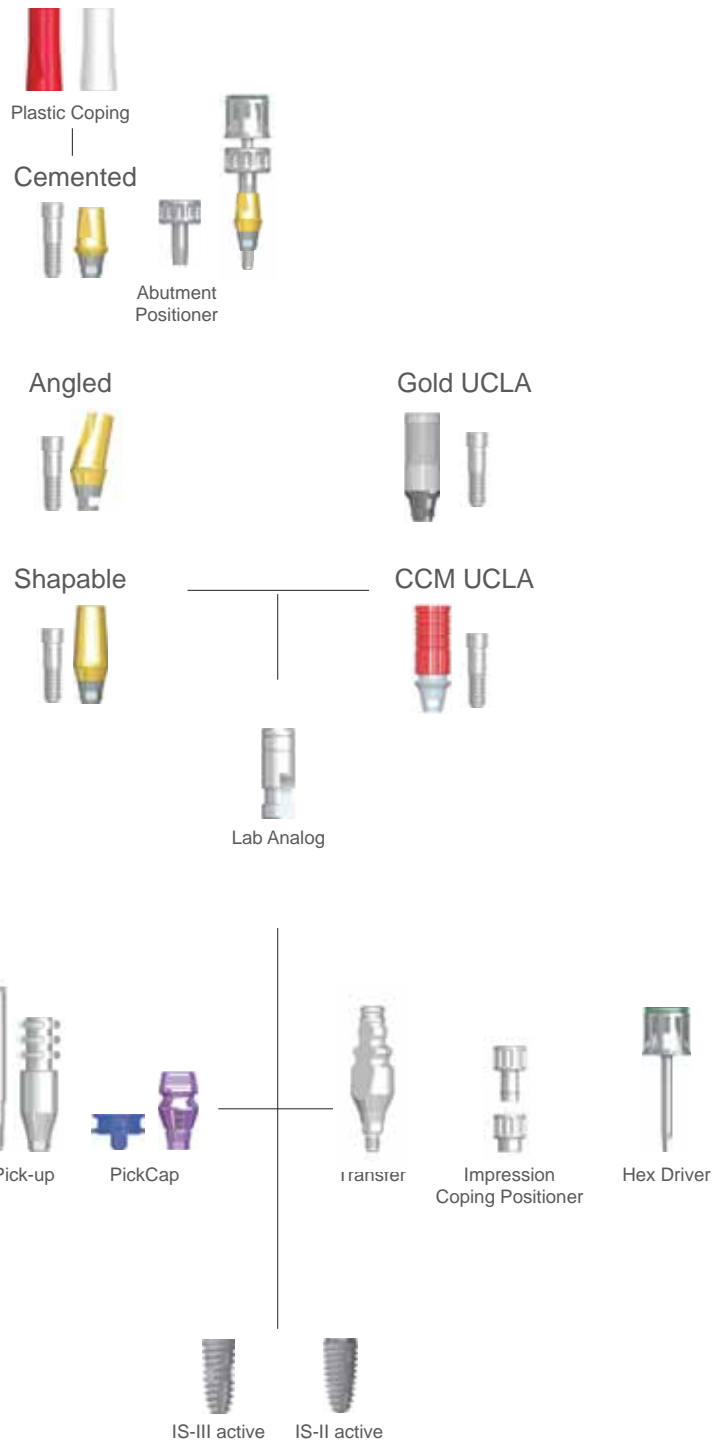


Note. When abutments are connected to Narrow Fixture($\varnothing 3.5$) or Short Fixture(7.3mm), the total height of abutment is 0.4mm higher than Regular-Wide cases. (IS-II active)

When abutments are connected to Narrow Fixture($\varnothing 3.5$), the total height of abutment is 0.4mm higher than Regular-Wide cases. (IS-III active)

Prosthetic Flow Chart

- IS Abutment

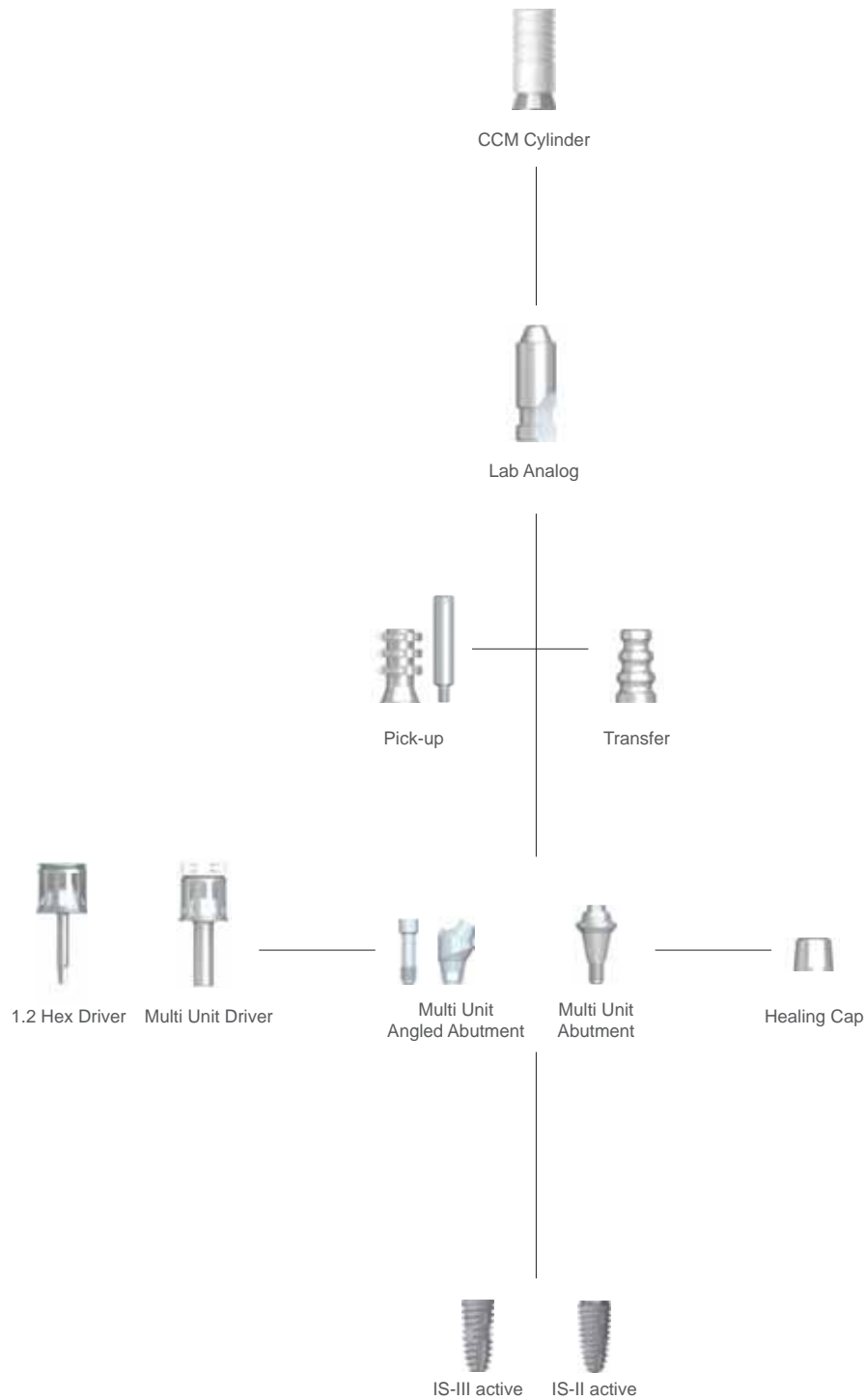


Note. When abutments are connected to Narrow Fixture(Ø3.5) or Short Fixture(7.3mm), the total height of abutment is 0.4mm higher than Regular-Wide cases. (IS-II active)
When abutments are connected to Narrow Fixture(Ø3.5), the total height of abutment is 0.4mm higher than Regular-Wide cases. (IS-III active)

* Scale 1 : 1.1

Prosthetic Flow Chart

- IS Multi Unit Abutment

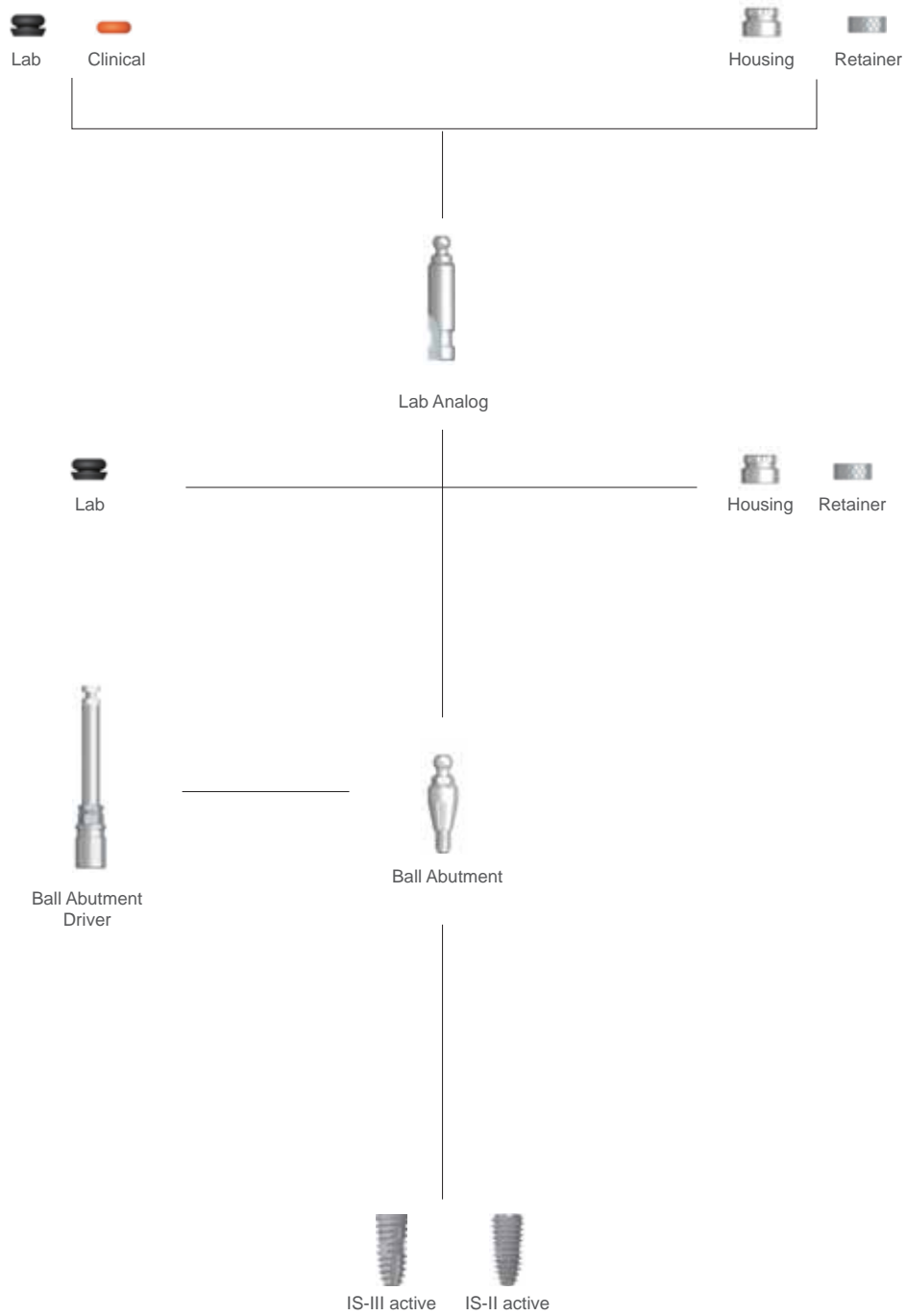


Note. When abutments are connected to Narrow Fixture($\varnothing 3.5$) or Short Fixture(7.3mm), the total height of abutment is 0.4mm higher than Regular-Wide cases. (IS-II active)

When abutments are connected to Narrow Fixture($\varnothing 3.5$), the total height of abutment is 0.4mm higher than Regular-Wide cases. (IS-III active)

Prosthetic Flow Chart

- IS Ball Abutment



Note. When abutments are connected to Narrow Fixture($\varnothing 3.5$) or Short Fixture(7.3mm), the total height of abutment is 0.4mm higher than Regular-Wide cases. (IS-II active)

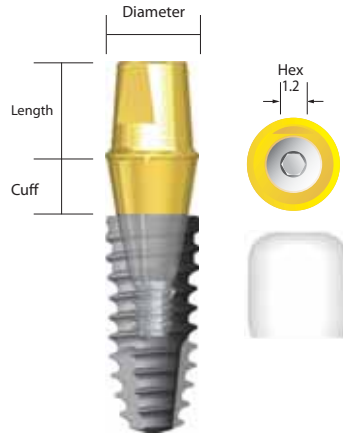
When abutments are connected to Narrow Fixture($\varnothing 3.5$), the total height of abutment is 0.4mm higher than Regular-Wide cases. (IS-III active)

* Scale 1 : 1.1

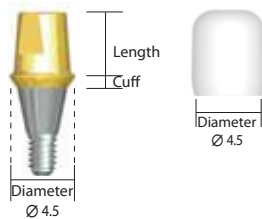
IS Solid Abutment

One piece abutment for cemented restorations

• *Abutment Tightening Torque : 30 Ncm, Protective Cap Included*

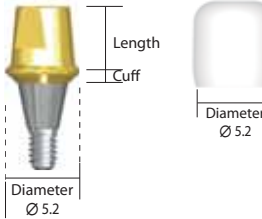


• Diameter $\varnothing 4.5$



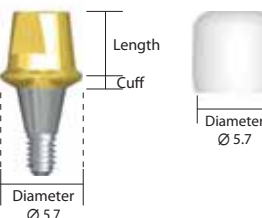
Cuff(mm)	1.0	2.0	3.0	4.0	5.0	
Length	4.0mm	ISAE4140	ISAE4240	ISAE4340	ISAE4440	ISAE4540
	5.5mm	ISAE415	ISAE425	ISAE435	ISAE445	ISAE455
	7.0mm	ISAE417	ISAE427	ISAE437	ISAE447	ISAE457

• Diameter $\varnothing 5.2$



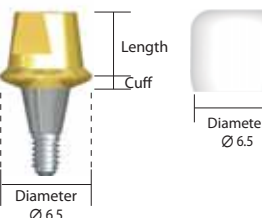
Cuff(mm)	1.0	2.0	3.0	4.0	5.0	
Length	4.0mm	ISAE5140	ISAE5240	ISAE5340	ISAE5440	ISAE5540
	5.5mm	ISAE515	ISAE525	ISAE535	ISAE545	ISAE555
	7.0mm	ISAE517	ISAE527	ISAE537	ISAE547	ISAE557

• Diameter $\varnothing 5.7$



Cuff(mm)	1.0	2.0	3.0	4.0	5.0	
Length	4.0mm	ISAE6140	ISAE6240	ISAE6340	ISAE6440	ISAE6540
	5.5mm	ISAE615	ISAE625	ISAE635	ISAE645	ISAE655
	7.0mm	ISAE617	ISAE627	ISAE637	ISAE647	ISAE657

• Diameter $\varnothing 6.5$

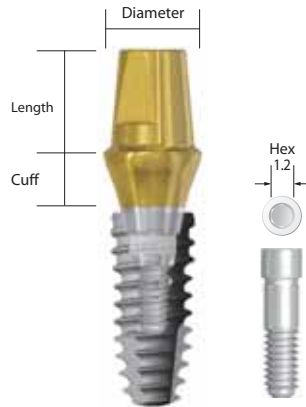


Cuff(mm)	1.0	2.0	3.0	4.0	5.0	
Length	4.0mm	ISAE7140	ISAE7240	ISAE7340	ISAE7440	ISAE7540
	5.5mm	ISAE715	ISAE725	ISAE735	ISAE745	ISAE755

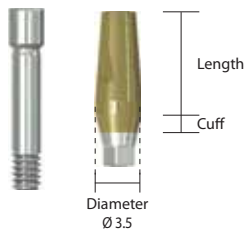
IS Cemented Abutment (Hex Type)

Cementable or Screw-retained abutment for single tooth and bridges

- Customizable by grinding (need to remain at least 3mm of abutment length above fixture platform)
- Abutment Screw (ISCS20) included, Tightening Torque : 30 Ncm



• Diameter $\varnothing 3.5$



Cuff	3.0	4.0	5.0	7.0
Length(mm)	7.0 mm			
Product name	ISAH3537*	ISAH3547*	ISAH3557*	ISAH3577*

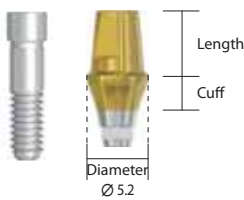
* These components are only for S-narrow fixture.
 * ISCS16S : S-Narrow($\varnothing 3.2$)

• Diameter $\varnothing 4.5$



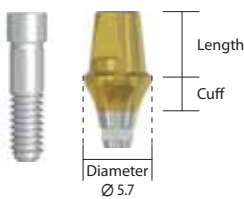
Cuff(mm)	1.0	2.0	3.0	4.0	5.0	
Length	4.0mm	ISAH4140	ISAH4240	ISAH4340	ISAH4440	ISAH4540
	5.5mm	ISAH415	ISAH425	ISAH435	ISAH445	ISAH455
	7.0mm	ISAH417	ISAH427	ISAH437	ISAH447	ISAH457

• Diameter $\varnothing 5.2$



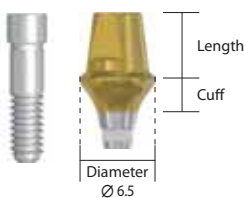
Cuff(mm)	1.0	2.0	3.0	4.0	5.0	
Length	4.0mm	ISAH5140	ISAH5240	ISAH5340	ISAH5440	ISAH5540
	5.5mm	ISAH515	ISAH525	ISAH535	ISAH545	ISAH555
	7.0mm	ISAH517	ISAH527	ISAH537	ISAH547	ISAH557

• Diameter $\varnothing 5.7$



Cuff(mm)	1.0	2.0	3.0	4.0	5.0	
Length	4.0mm	ISAH6140	ISAH6240	ISAH6340	ISAH6440	ISAH6540
	5.5mm	ISAH615	ISAH625	ISAH635	ISAH645	ISAH655
	7.0mm	ISAH617	ISAH627	ISAH637	ISAH647	ISAH657

• Diameter $\varnothing 6.5$



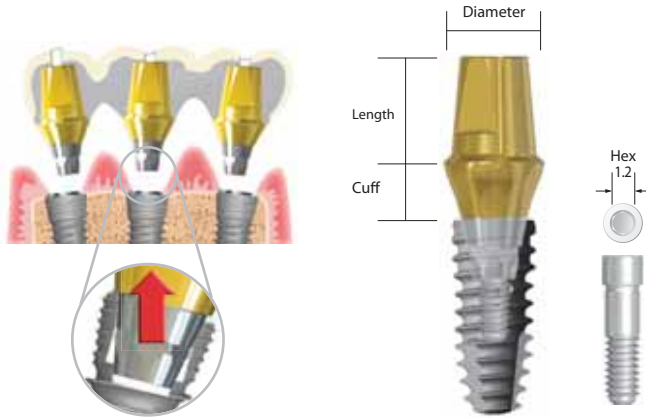
Cuff(mm)	1.0	2.0	3.0	4.0	5.0	
Length	4.0mm	ISAH7140	ISAH7240	ISAH7340	ISAH7440	ISAH7540
	5.5mm	ISAH715	ISAH725	ISAH735	ISAH745	ISAH755

* Scale 1 : 1.1

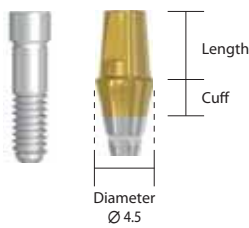
IS Cemented Abutment (SCRIP® Type)

Abutment for screw-cement retained prosthesis

- Short hex design, Retrievable within 20° between implants
- Customizable by grinding (need to remain at least 3mm of abutment length above fixture platform)
- Abutment Screw (ISCS20) included, Tightening Torque : 30 Ncm

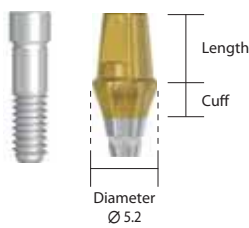


• Diameter Ø 4.5



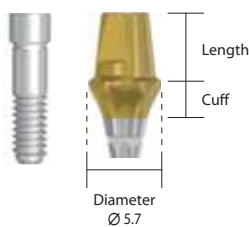
	Cuff(mm)	1.0	2.0	3.0	4.0	5.0
Length	4.0mm	ISAS4140	ISAS4240	ISAS4340	ISAS4440	ISAS4540
	5.5mm	ISAS415	ISAS425	ISAS435	ISAS445	ISAS455
	7.0mm	ISAS417	ISAS427	ISAS437	ISAS447	ISAS457

• Diameter Ø 5.2



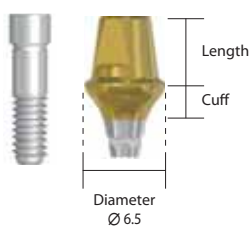
	Cuff(mm)	1.0	2.0	3.0	4.0	5.0
Length	4.0mm	ISAS5140	ISAS5240	ISAS5340	ISAS5440	ISAS5540
	5.5mm	ISAS515	ISAS525	ISAS535	ISAS545	ISAS555
	7.0mm	ISAS517	ISAS527	ISAS537	ISAS547	ISAS557

• Diameter Ø 5.7



	Cuff(mm)	1.0	2.0	3.0	4.0	5.0
Length	4.0mm	ISAS6140	ISAS6240	ISAS6340	ISAS6440	ISAS6540
	5.5mm	ISAS615	ISAS625	ISAS635	ISAS645	ISAS655
	7.0mm	ISAS617	ISAS627	ISAS637	ISAS647	ISAS657

• Diameter Ø 6.5

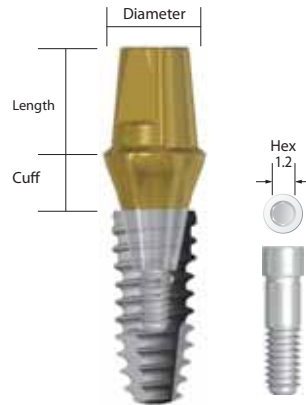


	Cuff(mm)	1.0	2.0	3.0	4.0	5.0
Length	4.0mm	ISAS7140	ISAS7240	ISAS7340	ISAS7440	ISAS7540
	5.5mm	ISAS715	ISAS725	ISAS735	ISAS745	ISAS755

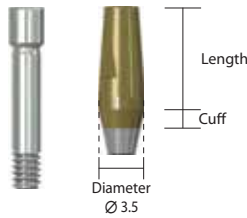
IS Cemented Abutment (Non-Hex Type)

Cementable or Screw-retained abutment for multiple or bridges

- Customizable by grinding (need to remain at least 3mm of abutment length above fixture platform)
- Abutment Screw (ISCS20) included, Tightening Torque : 30 Ncm



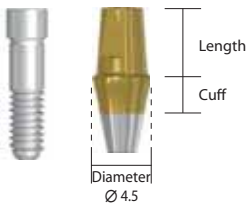
• Diameter $\varnothing 3.5$



Cuff	3.0	4.0	5.0	7.0
Length(mm)	7.0 mm			
Product name	ISAN3537*	ISAN3547*	ISAN3557*	ISAN3577*

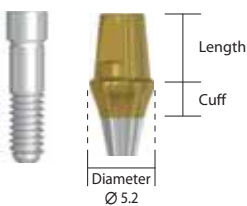
* These components are only for S-narrow fixture.
* ISCS16S : S-Narrow($\varnothing 3.2$)

• Diameter $\varnothing 4.5$



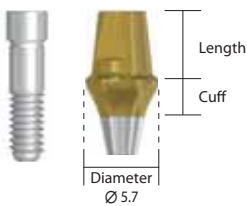
Cuff(mm)	1.0	2.0	3.0	4.0	5.0	
Length	4.0mm	ISAN4140	ISAN4240	ISAN4340	ISAN4440	ISAN4540
	5.5mm	ISAN415	ISAN425	ISAN435	ISAN445	ISAN455
	7.0mm	ISAN417	ISAN427	ISAN437	ISAN447	ISAN457

• Diameter $\varnothing 5.2$



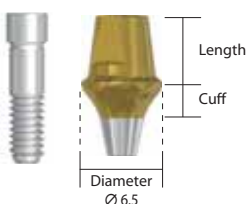
Cuff(mm)	1.0	2.0	3.0	4.0	5.0	
Length	4.0mm	ISAN5140	ISAN5240	ISAN5340	ISAN5440	ISAN5540
	5.5mm	ISAN515	ISAN525	ISAN535	ISAN545	ISAN555
	7.0mm	ISAN517	ISAN527	ISAN537	ISAN547	ISAN557

• Diameter $\varnothing 5.7$



Cuff(mm)	1.0	2.0	3.0	4.0	5.0	
Length	4.0mm	ISAN6140	ISAN6240	ISAN6340	ISAN6440	ISAN6540
	5.5mm	ISAN615	ISAN625	ISAN635	ISAN645	ISAN655
	7.0mm	ISAN617	ISAN627	ISAN637	ISAN647	ISAN657

• Diameter $\varnothing 6.5$



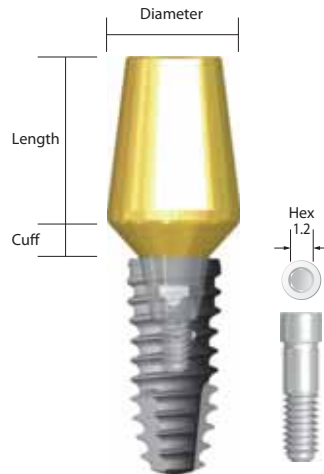
Cuff(mm)	1.0	2.0	3.0	4.0	5.0	
Length	4.0mm	ISAN7140	ISAN7240	ISAN7340	ISAN7440	ISAN7540
	5.5mm	ISAN715	ISAN725	ISAN735	ISAN745	ISAN755

* Scale 1 : 1.1

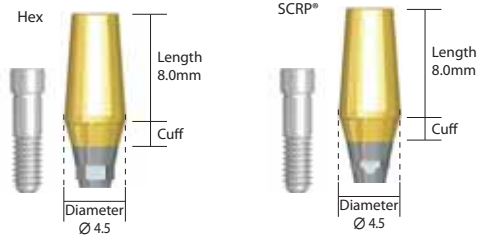
IS Shapable Abutment

Customizable by grinding (need to remain at least 3mm of abutment length above fixture platform)

• Abutment Screw (ISCS20) included, Tightening Torque : 30 Ncm

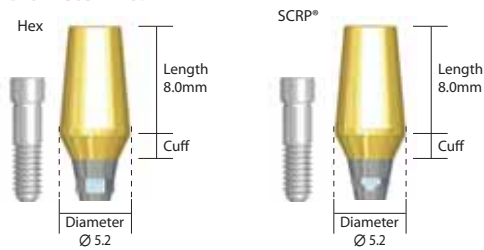


• Diameter $\varnothing 4.5$



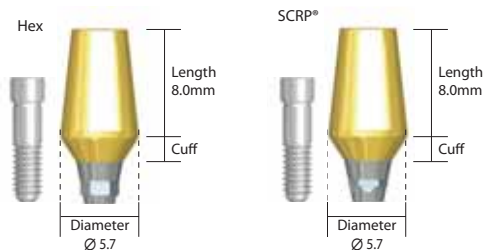
Cuff(mm)	2.0	4.0
Hex	ISSH428	ISSH448
SCRP*	ISSS428	ISSS448

• Diameter $\varnothing 5.2$



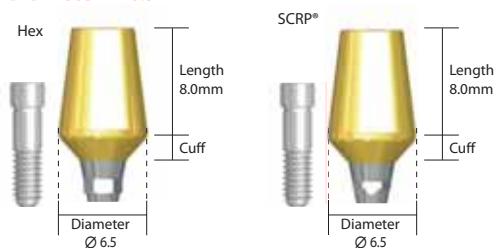
Cuff(mm)	2.0	4.0
Hex	ISSH528	ISSH548
SCRP*	ISSS528	ISSS548

• Diameter $\varnothing 5.7$



Cuff(mm)	2.0	4.0
Hex	ISSH628	ISSH648
SCRP*	ISSS628	ISSS648

• Diameter $\varnothing 6.5$

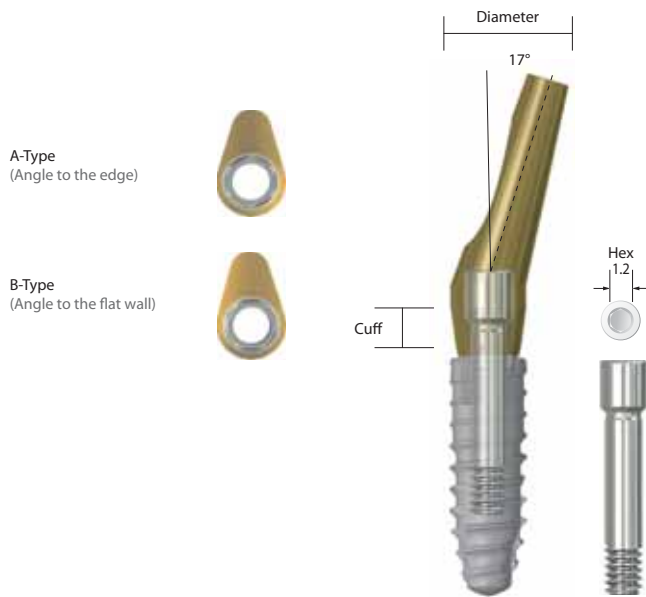


Cuff(mm)	2.0	4.0
Hex	ISSH728	ISSH748
SCRP*	ISSS728	ISSS748

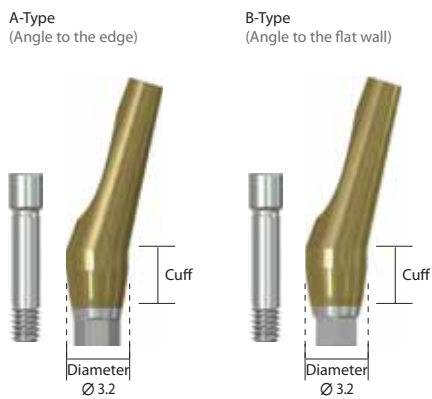
IS Angled Abutment

Customizable by grinding. Can be positioned in 12 directions by selecting A or B type

- Abutment Screw (ISCS16S) included, Tightening Torque : 30 Ncm



- Diameter $\varnothing 3.2$



Type	A	B
Cuff(mm)	3.0	
Product name	ISAHA1739*	ISAHB1739*

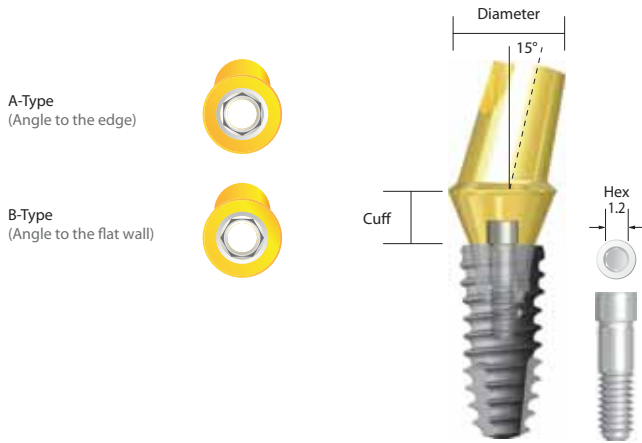
* These components are only for S-narrow fixture.

* Scale 1 : 1.1

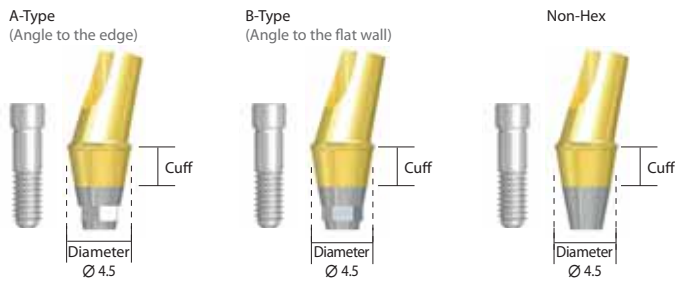
IS Angled Abutment

Customizable by grinding. Can be positioned in 12 directions by selecting A or B type

- Abutment Screw (ISCS20) included, Tightening Torque : 30 Ncm

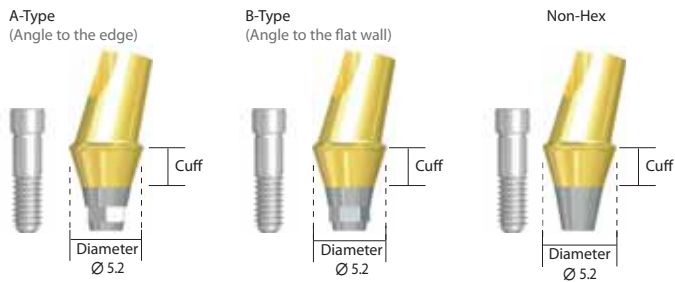


• Diameter $\varnothing 4.5$



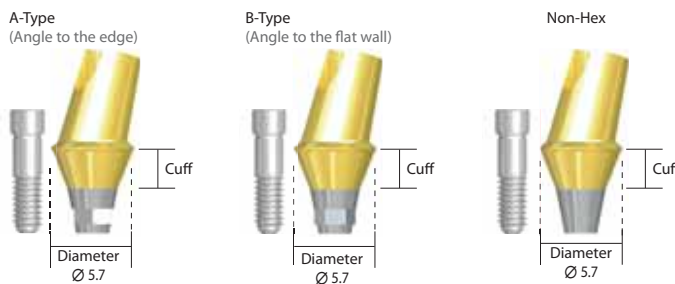
Cuff(mm)	2.0	3.0	4.0
A Type	ISAHA1427	ISAHA1437	ISAHA1447
B Type	ISAHB1427	ISAHB1437	ISAHB1447
Non-Hex	ISANA1427	ISANA1437	ISANA1447

• Diameter $\varnothing 5.2$



Cuff(mm)	2.0	3.0	4.0
A Type	ISAHA1527	ISAHA1537	ISAHA1547
B Type	ISAHB1527	ISAHB1537	ISAHB1547
Non-Hex	ISANA1527	ISANA1537	ISANA1547

• Diameter $\varnothing 5.7$

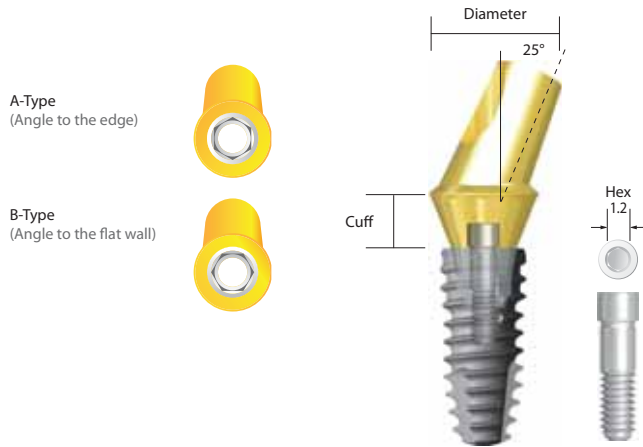


Cuff(mm)	2.0	3.0	4.0
A Type	ISAHA1627	ISAHA1637	ISAHA1647
B Type	ISAHB1627	ISAHB1637	ISAHB1647
Non-Hex	ISANA1627	ISANA1637	ISANA1647

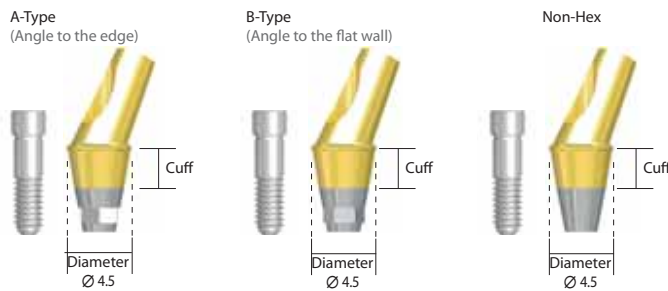
IS Angled Abutment

Customizable by grinding. Can be positioned in 12 directions by selecting A or B type

- Abutment Screw (ISCS20) included, Tightening Torque : 30 Ncm

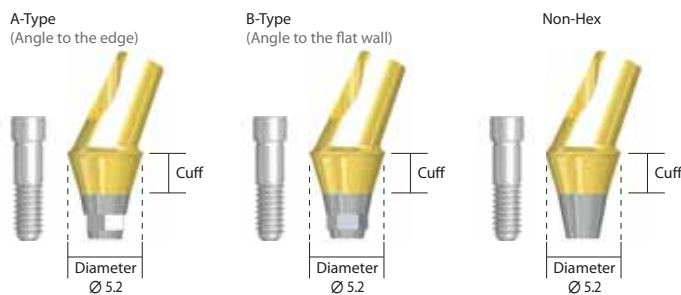


• Diameter $\varnothing 4.5$



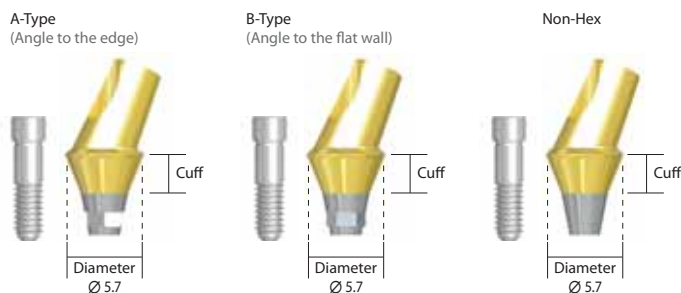
Cuff(mm)	2.0	3.0	4.0
A Type	ISAHA2427	ISAHA2437	ISAHA2447
B Type	ISAHB2427	ISAHB2437	ISAHB2447
Non-Hex	ISANA2427	ISANA2437	ISANA2447

• Diameter $\varnothing 5.2$



Cuff(mm)	2.0	3.0	4.0
A Type	ISAHA2527	ISAHA2537	ISAHA2547
B Type	ISAHB2527	ISAHB2537	ISAHB2547
Non-Hex	ISANA2527	ISANA2537	ISANA2547

• Diameter $\varnothing 5.7$



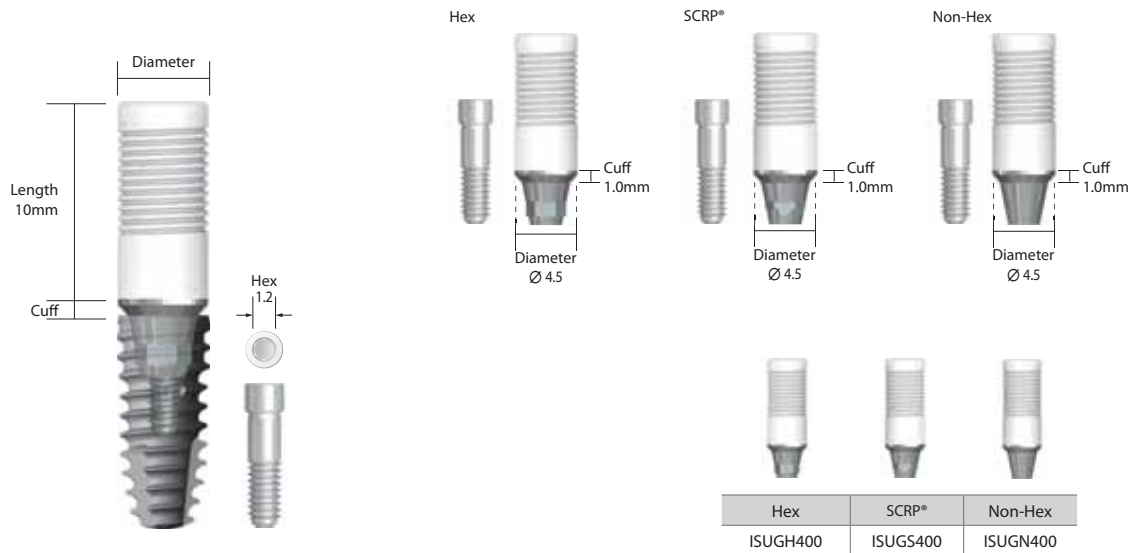
Cuff(mm)	2.0	3.0	4.0
A Type	ISAHA2627	ISAHA2637	ISAHA2647
B Type	ISAHB2627	ISAHB2637	ISAHB2647
Non-Hex	ISANA2627	ISANA2637	ISANA2647

* Scale 1 : 1.1

IS Gold UCLA Abutment

Customizable by casting. Cementable or Screw-retained abutment for single tooth and bridges.

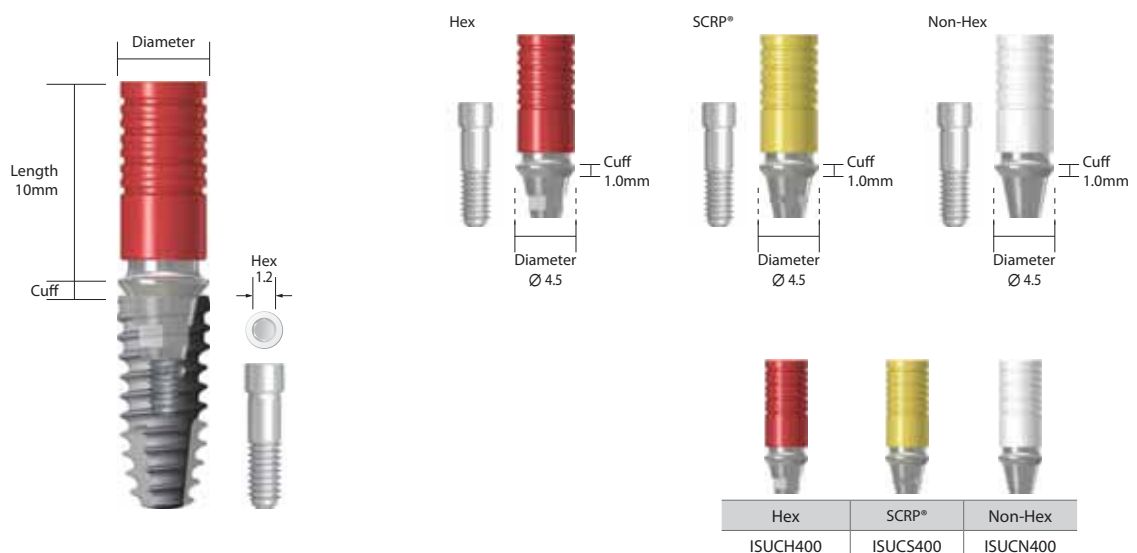
- Abutment Screw (ISCS20) included, Tightening Torque : 30 Ncm
- Gold Casting



IS CCM UCLA Abutment

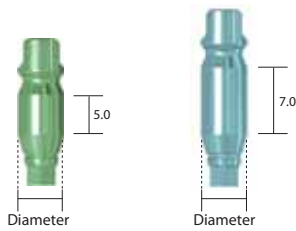
Customizable by casting. Cementable or Screw-retained abutment for single tooth and bridges.

- Abutment Screw (ISCS20) included, Tightening Torque : 30 Ncm
- Metal Casting



S-narrow PickCap Impression Coping

• S-narrow PickCap Impression Coping



Diameter	Ø3.5	
Cuff(mm)	5.0	7.0
Product name	ISSNPCI3505C*	ISSNPCI3507C*

* These components are only for S-narrow fixture.
 ※ PCISC01, ISPCIS16 included

• PickCap Impression Cap (Small)



Product name	PCISC01
--------------	---------

• S-narrow PickCap Impression Coping Screw

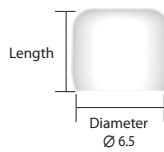
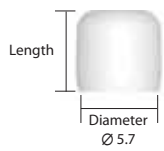
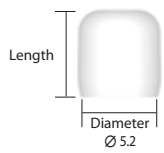
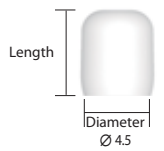


Product name	ISPCIS16
--------------	----------

* Scale 1 : 1.1

Components for Abutment Level

Protective Cap



• Diameter Ø 4.5



Length(mm)	4.5	5.5	7.0
Product name	ISPTC445	ISPTC455	ISPTC470

• Diameter Ø 5.2



Length(mm)	4.5	5.5	7.0
Product name	ISPTC545	ISPTC555	ISPTC570

• Diameter Ø 5.7



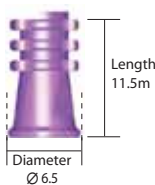
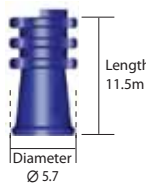
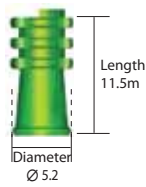
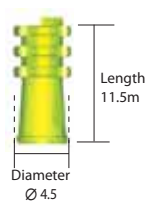
Length(mm)	4.5	5.5	7.0
Product name	ISPTC645	ISPTC655	ISPTC670

• Diameter Ø 6.5



Length(mm)	4.5	5.5	7.0
Product name	ISPTC745	ISPTC755	ISPTC770

Impression Cap



• Diameter Ø 4.5



Product name	ISPIC411
--------------	----------

• Diameter Ø 5.2



Product name	ISPIC511
--------------	----------

• Diameter Ø 5.7



Product name	ISPIC611
--------------	----------

• Diameter Ø 6.5



Product name	ISPIC711
--------------	----------

Components for Abutment Level

Lab Analog



• Diameter Ø 4.5



Length(mm)	4.0	5.5	7.0
Product name	ISLA440	ISLA455	ISLA470

• Diameter Ø 5.2



Length(mm)	4.0	5.5	7.0
Product name	ISLA540	ISLA555	ISLA570

• Diameter Ø 5.7



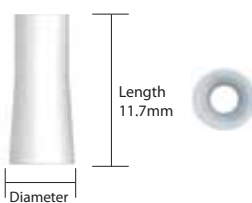

Length(mm)	4.0	5.5	7.0
Product name	ISLA640	ISLA655	ISLA670

• Diameter Ø 6.5



Length(mm)	4.0	5.5	7.0
Product name	ISLA740	ISLA755	ISLA770

Plastic Coping



Hex



Diameter(ø)	4.5	5.2	5.7	6.5
Product name	ISPCH410	ISPCH510	ISPCH610	ISPCH710

Non-Hex



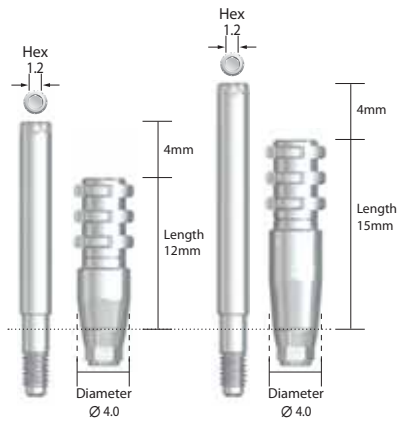
Diameter(ø)	4.5	5.2	5.7	6.5
Product name	ISPCN410	ISPCN510	ISPCN610	ISPCN710

* Scale 1 : 1.1

Components for Fixture Level

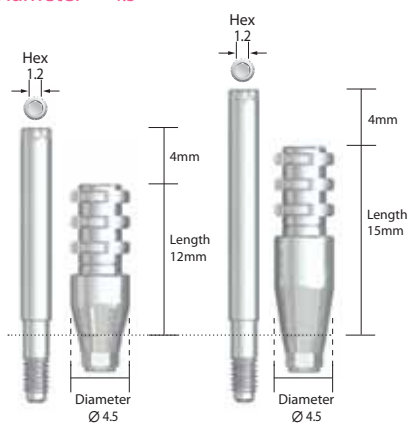
Pick-up Impression Coping

• Diameter $\varnothing 4.0$



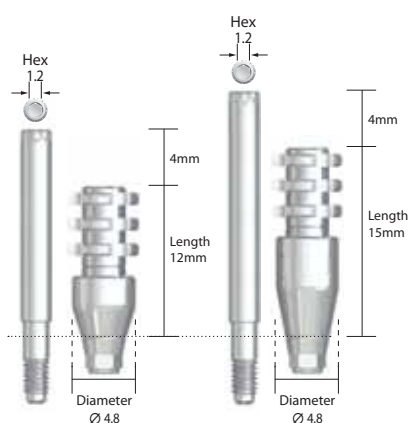
* Impression coping Screw included
(Short - ISIPS20, Long - ISISL20)

• Diameter $\varnothing 4.5$



* Impression coping Screw included
(Short - ISIPS20, Long - ISISL20)

• Diameter $\varnothing 4.8$

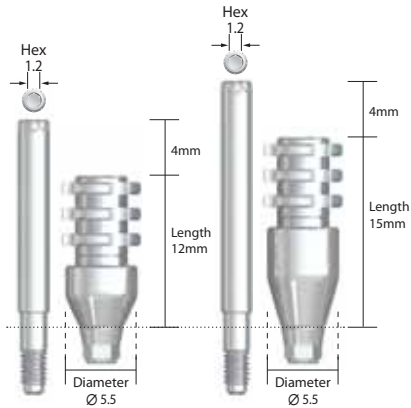


* Impression coping Screw included
(Short - ISIPS20, Long - ISISL20)

Components for Fixture Level

Pick-up Impression Coping

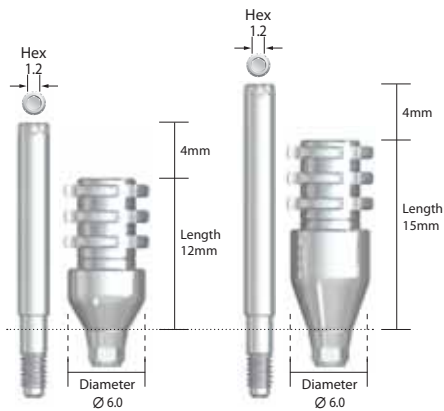
• Diameter $\varnothing 5.5$



Type	Hex	SCR ^P *	Non-Hex
Short	ISIPH511	ISIPS511	ISIPN511
Long	ISIPHL511	ISIPSL511	ISIPNL511

* Impression coping Screw included
(Short - ISIPS20, Long - ISISL20)


• Diameter $\varnothing 6.0$



Type	Hex	SCR ^P *	Non-Hex
Medium	ISIPH611	ISIPS611	ISIPN611
Long	ISIPHL611	ISIPSL611	ISIPNL611

* Impression coping Screw included
(Short - ISIPS20, Long - ISISL20)

• Impression Coping Screw



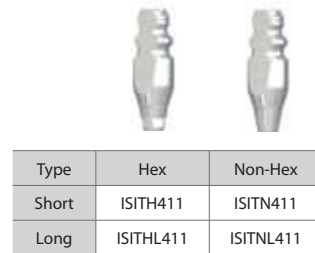
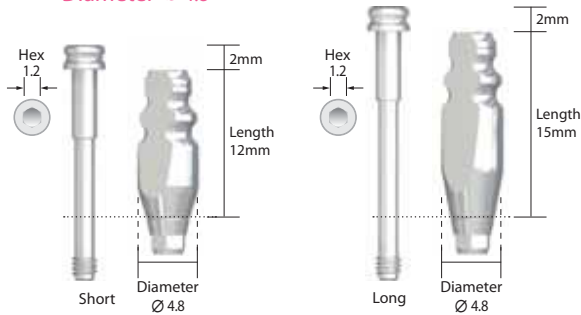
X-Long	ISIPS20L
--------	----------

* Scale 1 : 1.1

Components for Fixture Level

Transfer Impression Coping

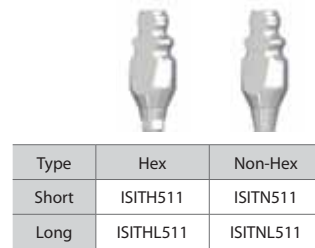
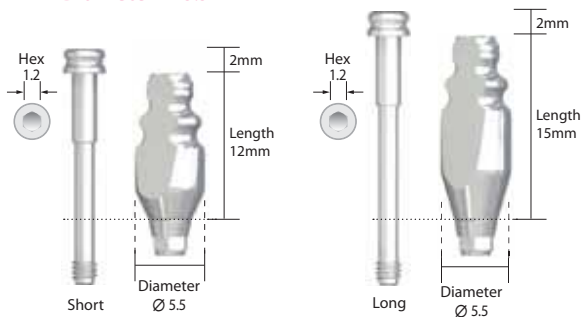
• Diameter $\varnothing 4.8$



Type	Hex	Non-Hex
Short	ISITH411	ISITN411
Long	ISITHL411	ISITNL411

* Impression coping Screw included (Short - ISTIS20, Long - ISTISL20)

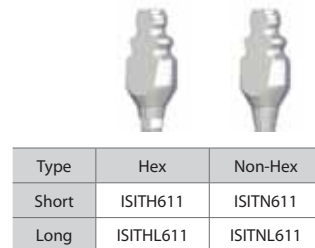
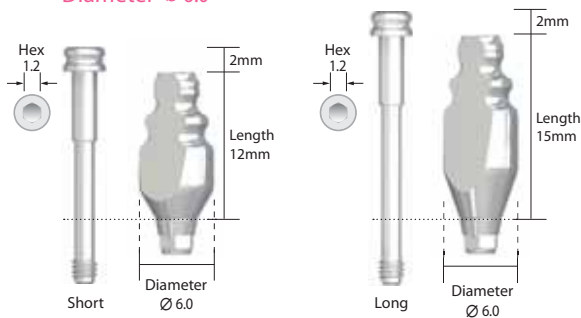
• Diameter $\varnothing 5.5$



Type	Hex	Non-Hex
Short	ISITH511	ISITN511
Long	ISITHL511	ISITNL511

* Impression coping Screw included (Short - ISTIS20, Long - ISTISL20)

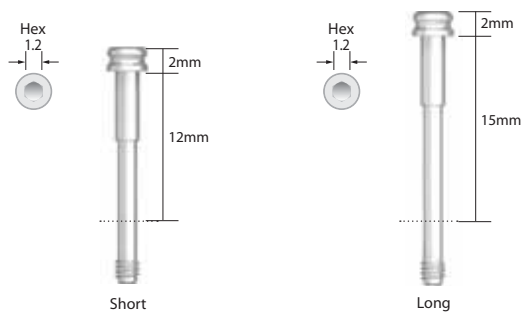
• Diameter $\varnothing 6.0$



Type	Hex	Non-Hex
Short	ISITH611	ISITN611
Long	ISITHL611	ISITNL611

* Impression coping Screw included (Short - ISTIS20, Long - ISTISL20)

• Impression Coping Hex Screw



Short	ISTIS20H
Long	ISTISL20H

Components for Fixture Level

Transfer Impression Coping Positioner

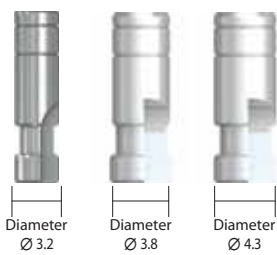


* Connected to transfer impression coping



Product name	FDHSET01
--------------	----------

Lab Analog



Diameter	3.2	3.8	4.3
Product name	ISLA300	ISLA400	ISLA500

* ISLA300 : S-Narrow(Ø 3.2)

* ISLA400 : Narrow(Ø 3.5), All 7.3mm Fixtures


* ISLA500 : Regular, Wide Fixture

* Scale 1 : 1.1

IS Multi Unit Abutment

Screw-retained abutment for multiple or bridges

- *Abutment Tightening Torque : 30 Ncm, Cylinder screw 15 Ncm*



Multi Unit Abutment


Cuff(mm)	1.0	2.0	3.0	4.0
Product name	ISMUA4810S	ISMUA4820S	ISMUA4830S	ISMUA4840S

* Holder(MUAH48) Included

IS Multi Unit Angled Abutment

Screw-retained abutment for multiple or bridges

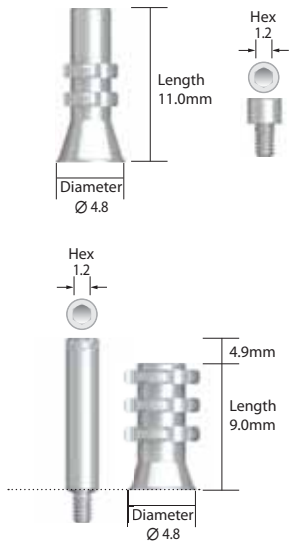
- *Abutment Tightening Torque : 30 Ncm, Cylinder screw 15 Ncm*



Multi Unit Angled Abutment

Cuff(mm)		1.0	2.0	3.0	4.0
Hex	17°	ISAHMUA1410S	ISAHMUA1420S	ISAHMUA1430S	ISAHMUA1440S
	30°	ISAHMUA3410S	ISAHMUA3420S	ISAHMUA3430S	ISAHMUA3440S
Non-Hex	17°	ISANMUA1410S	ISANMUA1420S	ISANMUA1430S	ISANMUA1440S
	30°	ISANMUA3410S	ISANMUA3420S	ISANMUA3430S	ISANMUA3440S

* Holder Included

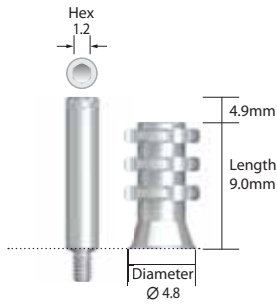


Temporary Cylinder, Non-Hex



Length(mm)	11.0
Product name	MUATPCN48

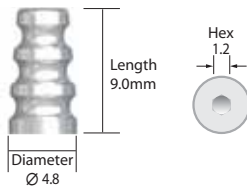
* Cylinder Screw(MUAS 14) Included



Pick-up Impression Coping



Length(mm)	9.0
Product name	MUAIP48



Transfer Impression Coping



Length(mm)	9.0
Product name	MUAIT48

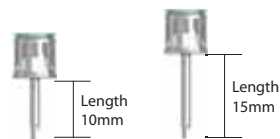


Lab Analog



Product name	MUALA48
--------------	---------

1.2 Hex Driver

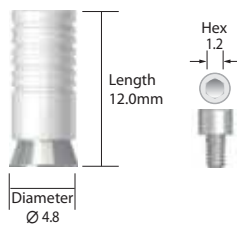


Length(mm)	10mm	15mm
Product name	HD1210S	HD1215S

Multi Unit Abutment Driver



Product name	MUAD48S
--------------	---------

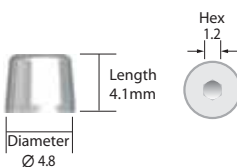


CCM Cylinder, Non-Hex



Length(mm)	12.0
Product name	MUACCN48

* Cylinder Screw(MUAS 14) Included
* available separately



Healing Cap



Length(mm)	4.1
Product name	MUAHC48

* Scale 1 : 1.1

IS Ball Abutment

Implant over-denture ball attachment system

- Compensation degree : Max 20° between implants
- Abutment Tightening Torque : 30 Ncm

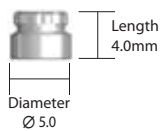


Ball Abutment



Cuff(mm)	1.0	2.0	3.0	4.0
Product name	ISABA100	ISABA200	ISABA300	ISABA400

* Ball Abutment Driver(BADH24) Required

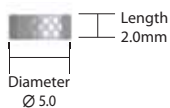


Housing



Product name	BAH40
--------------	-------

* O-ring(BAORING) 5ea and O-ring(BAOIMP) 1ea Included



Retainer



Product name	BAR20
--------------	-------

* In case of occlusion interval is lower, use retainer instead of housing

* O-ring(BAORING) 5ea and O-ring(BAOIMP) 1ea Included

IS Ball Abutment



O-Ring (Clinical)



Product name	BAORING
--------------	---------

* 3ea Included



O-Ring (Lab)



Product name	BAOIMP
--------------	--------

* 3ea Included

* Prevents the resin flowing into the under of Housing or Retainer

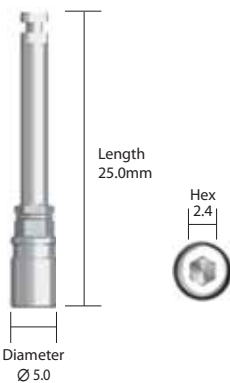
1. while making a final resin denture at laboratory.
2. while inserting Housing or Retainer within denture directly at the office.



Ball Lab Analog



Product name	BALA350
--------------	---------



Ball Abutment Driver



Product name	BADH24
--------------	--------

SNAFFIT



KAINOS Attachment System for Over-Denture

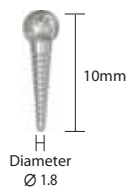
- Socket structure facilitates angular adjustment and removal.
- Compensation degree : Max 50° between implants
- Abutment Tightening Torque : 40Ncm



Snaffit Abutment



Cuff(mm)	1.0	2.0	3.0	4.0	5.0	6.0	7.0
Product name	BSM1	BSM2	BSM3	BSM4	BSM5	BSM6	BSM7

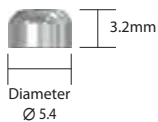


Natural Tooth Male



Product name	BNM
--------------	-----

* Cemented to Root Canal or Locked to Casted Cap

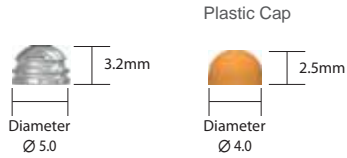


Impression Cap




Product name	KBI
--------------	-----

SNAFFIT




Female Set



Product name	KBH
--------------	-----

* Set : Plastic Cap (F1, F2, F3) 3ea and Block-out O-ring (KBOR) 1ea included



Parallel Pin



Product name	KBP
--------------	-----



Ball Lab Analog



Product name	BSA
--------------	-----



Attachment Adapter Wrench



Product name	AAWP
--------------	------



Neobiotech

EB IMPLANT SYSTEM

EB-II active / EB S-Wide

Contents

EB Implant System	EB-II active Fixture(S.L.A. Surface)	55
	EB S-Wide Fixture(RBM Surface)	56
	EB Healing Abutment	57
	EB Temporary Abutment	59
	Prosthetic Flow Chart	61
	EB Cemented Abutment	63
	EB Angled Abutment	67
	EB Gold UCLA Abutment	69
	EB CCM UCLA Abutment	70
	EB PickCap Impression Coping	71
	EB Pick-up Impression Coping	72
	EB Transfer Impression Coping	73
	Transfer Impression Coping Positioner	74
	Lab Analog	74
	EB Ball Abutment	75



EB-II active

BioSeal(0.5mm)

Increase sealing of soft tissue and minimize bone loss

S.L.A. Surface

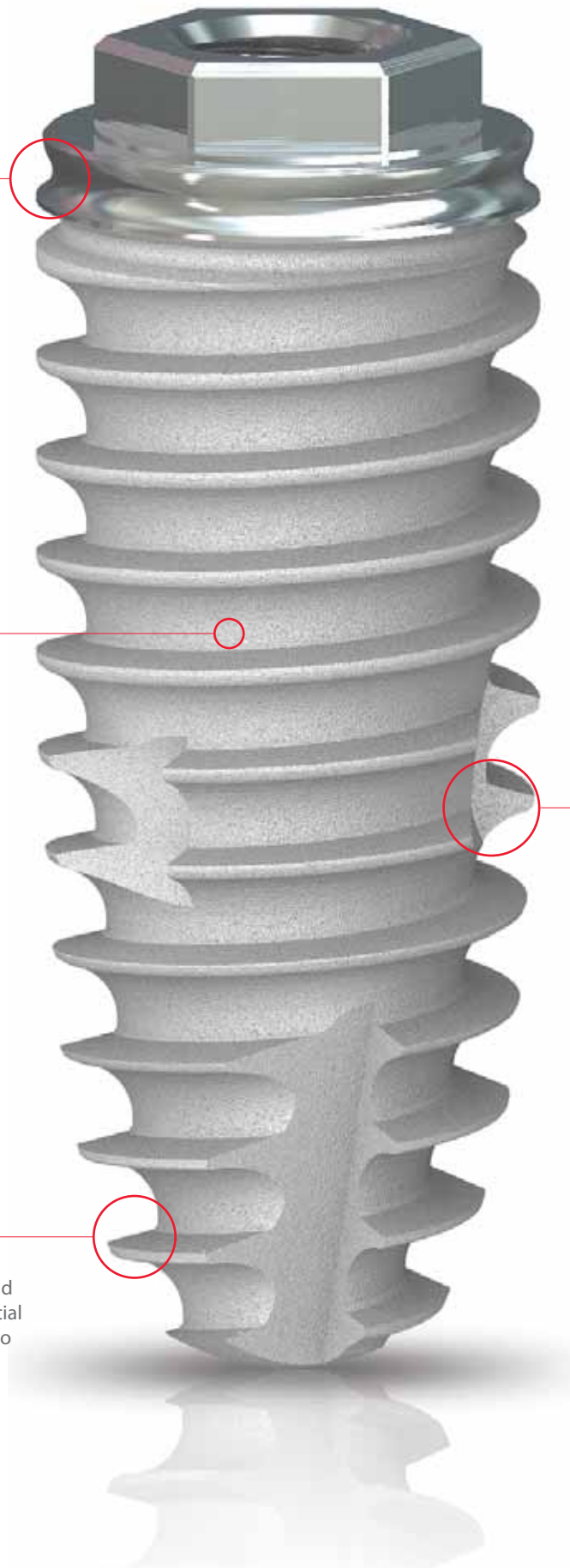
S.L.A. Surface is method that make rough surface by blasting on machined implant surface with HA(Hydroxy Apatite) particle smaller than $50\mu\text{m}$, and dual acid-etching.

Apex

Powerful and well-defined thread exist at the peak of the apex. Initial fixation at the apex is excellent to both immediate placement and immediate loading

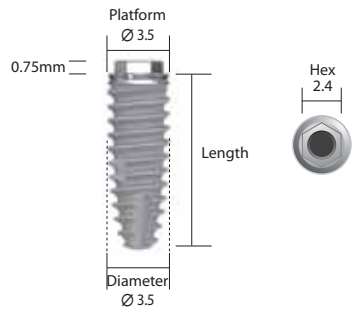
Magic Thread

Specially designed to endure vertical force and lateral pressure effectively by lower half triangle thread



EB-II active Fixture(S.L.A. Surface)

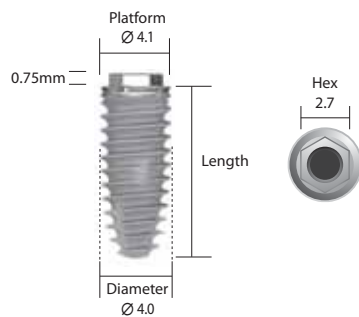
The fixture bigger than Ø4.5 diameter is recommended to be placed in posterior area.
Cover Screw Included



• Narrow / Diameter Ø 3.5



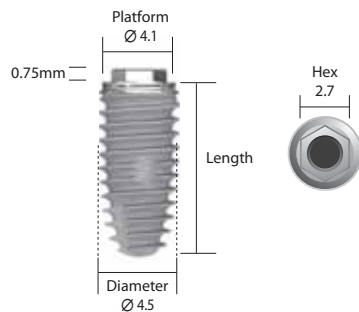
Length(mm)	10.0	11.5	13.0
Product name	EB3510A	EB3511A	EB3513A



• Regular / Diameter Ø 4.0



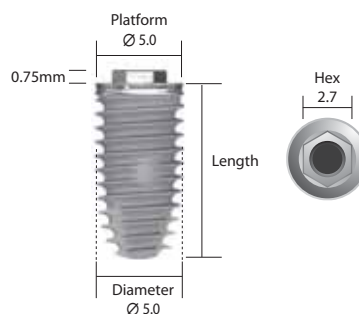
Length(mm)	7.0	8.5	10.0	11.5	13.0
Product name	EB4007A	EB4008A	EB4010A	EB4011A	EB4013A



• Regular / Diameter Ø 4.5




Length(mm)	7.0	8.5	10.0	11.5	13.0
Product name	EB4507A	EB4508A	EB4510A	EB4511A	EB4513A



• Wide(3i) / Diameter Ø 5.0



Length(mm)	7.0	8.5	10.0	11.5	13.0
Product name	EBI5007A	EBI5008A	EBI5010A	EBI5011A	EBI5013A



• Wide(Branemark) / Diameter Ø 5.0

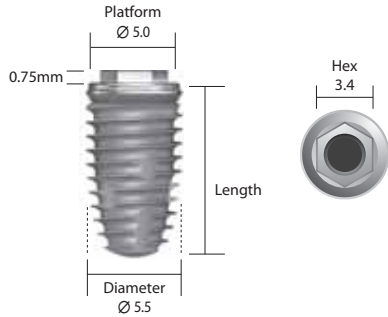


Length(mm)	7.0	8.5	10.0	11.5	13.0
Product name	EBB5007A	EBB5008A	EBB5010A	EBB5011A	EBB5013A

※ All measurements can be different with the actual size

EB S-Wide Fixture(RBM Surface)

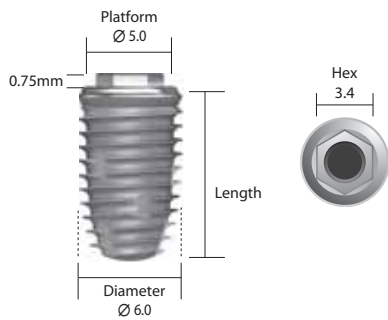
The fixture bigger than $\varnothing 4.5$ diameter is recommended to be placed in posterior area.
Cover Screw Included



• S-Wide(Branemark) / Diameter $\varnothing 5.5$



Length(mm)	7	8.5	10.0	11.5	13.0
Product name	EBB5507	EBB5508	EBB5510	EBB5511	EBB5513



• S-Wide(Branemark) / Diameter $\varnothing 6.0$

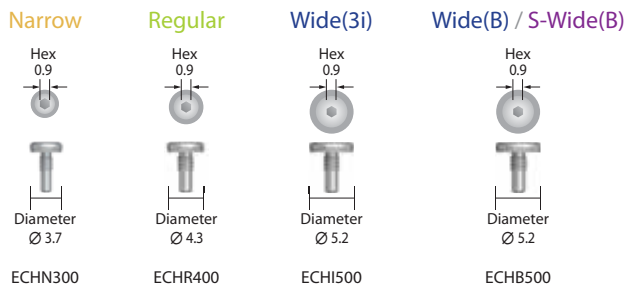


Length(mm)	7	8.5	10.0	11.5	13.0
Product name	EBB607	EBB608	EBB610	EBB611	EBB613

※ Requires S-Wide Surgical kit for diameter $\varnothing 5.5 \sim \varnothing 6.0$ fixture
 ※ All measurements can be different with the actual size

Cover Screw

• Head Type



• Headless Type(optional)



EB Healing Abutment

Temporary restorations for contouring of the soft tissue

- Tightening torque : 8~10 Ncm



• Narrow / Diameter $\varnothing 4.8$



Cuff(mm)	2.0	3.0	4.0	5.0	6.0
Product name	EHN402	EHN403	EHN404	EHN405	EHN406



• Regular / Diameter $\varnothing 5.5$



Cuff(mm)	2.0	3.0	4.0	5.0	6.0
Product name	EHR502	EHR503	EHR504	EHR505	EHR506



• Regular / Diameter $\varnothing 6.0$



Cuff(mm)	2.0	3.0	4.0	5.0	6.0
Product name	EHR602	EHR603	EHR604	EHR605	EHR606

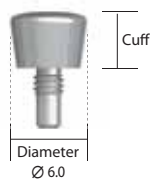
EB Healing Abutment



• Wide(3i) / Diameter Ø 6.0



Cuff(mm)	2.0	3.0	4.0	5.0	6.0
Product name	EHI602	EHI603	EHI604	EHI605	EHI606



• Wide(B) / S-Wide(B) / Diameter Ø 6.0

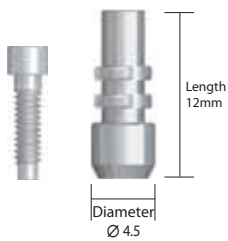


Cuff(mm)	2.0	3.0	4.0	5.0	6.0
Product name	EHB602	EHB603	EHB604	EHB605	EHB606

EB Temporary Abutment

Customizable titanium abutment for temporary crown and bridges

- *Abutment Screw included, Tightening torque : 30 Ncm*
 - *Narrow Screw : CSHS16*
 - *Regular / Wide(3i) Screw : CSHS20*
 - *Wide(B) / S-Wide(B) Screw : CSHS25*



• Narrow / Diameter Ø 4.5



Type	Hex	SCR P [®]	Non-Hex
Product name	EAHTN300	EASTN300	EANTN300



• Regular / Diameter Ø 5.2



Type	Hex	SCR P [®]	Non-Hex
Product name	EAHTR400	EASTR400	EANTR400



• Wide(3i) / Diameter Ø 5.7



Type	Hex	SCR P [®]	Non-Hex
Product name	EAHTI500	EASTI500	EANTI500

EB Temporary Abutment



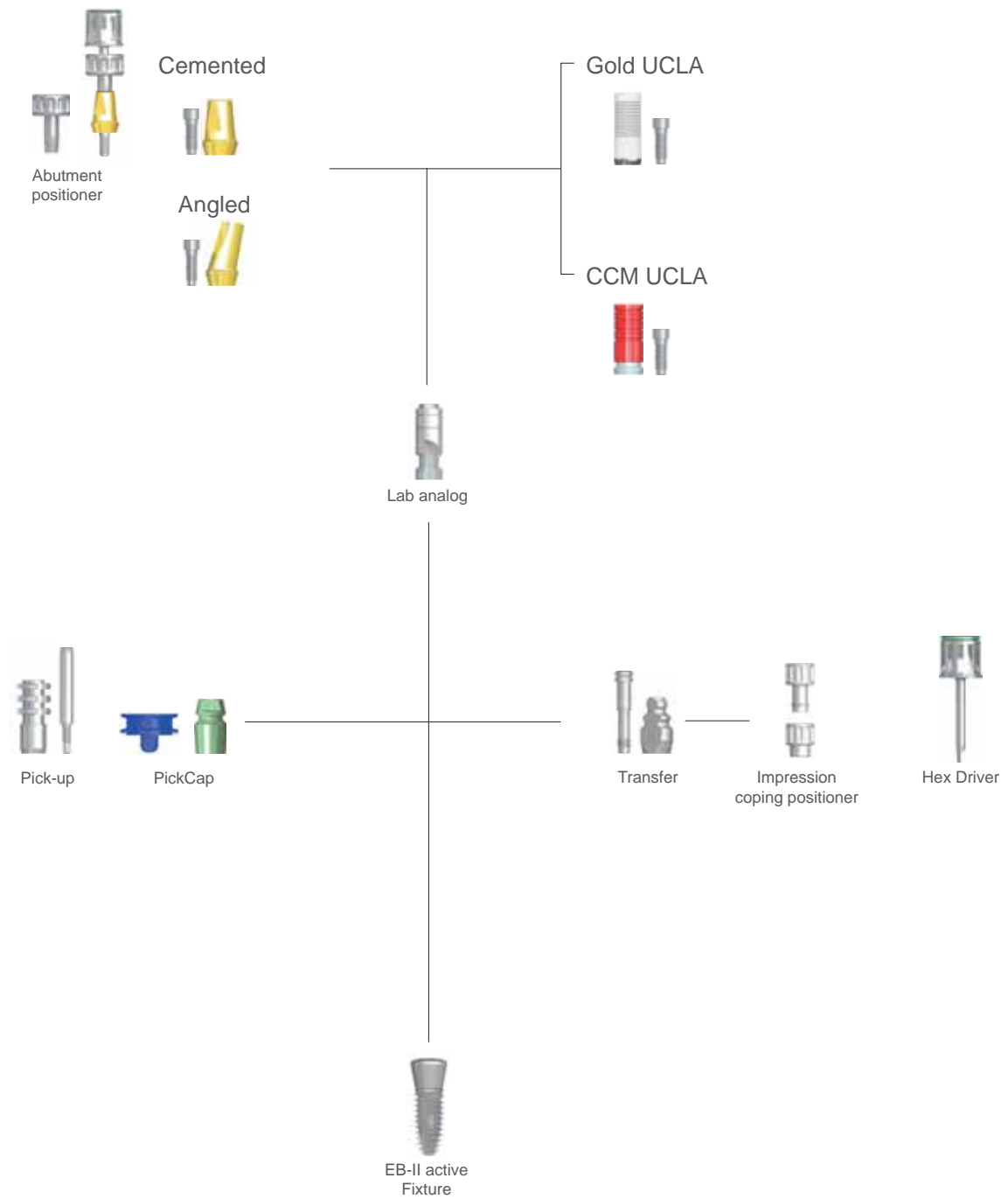
- Wide(B) / S-Wide(B) / Diameter Ø 5.7



Type	Hex	SCRP®	Non-Hex
Product name	EAHTB500	EASTB500	EANTB500

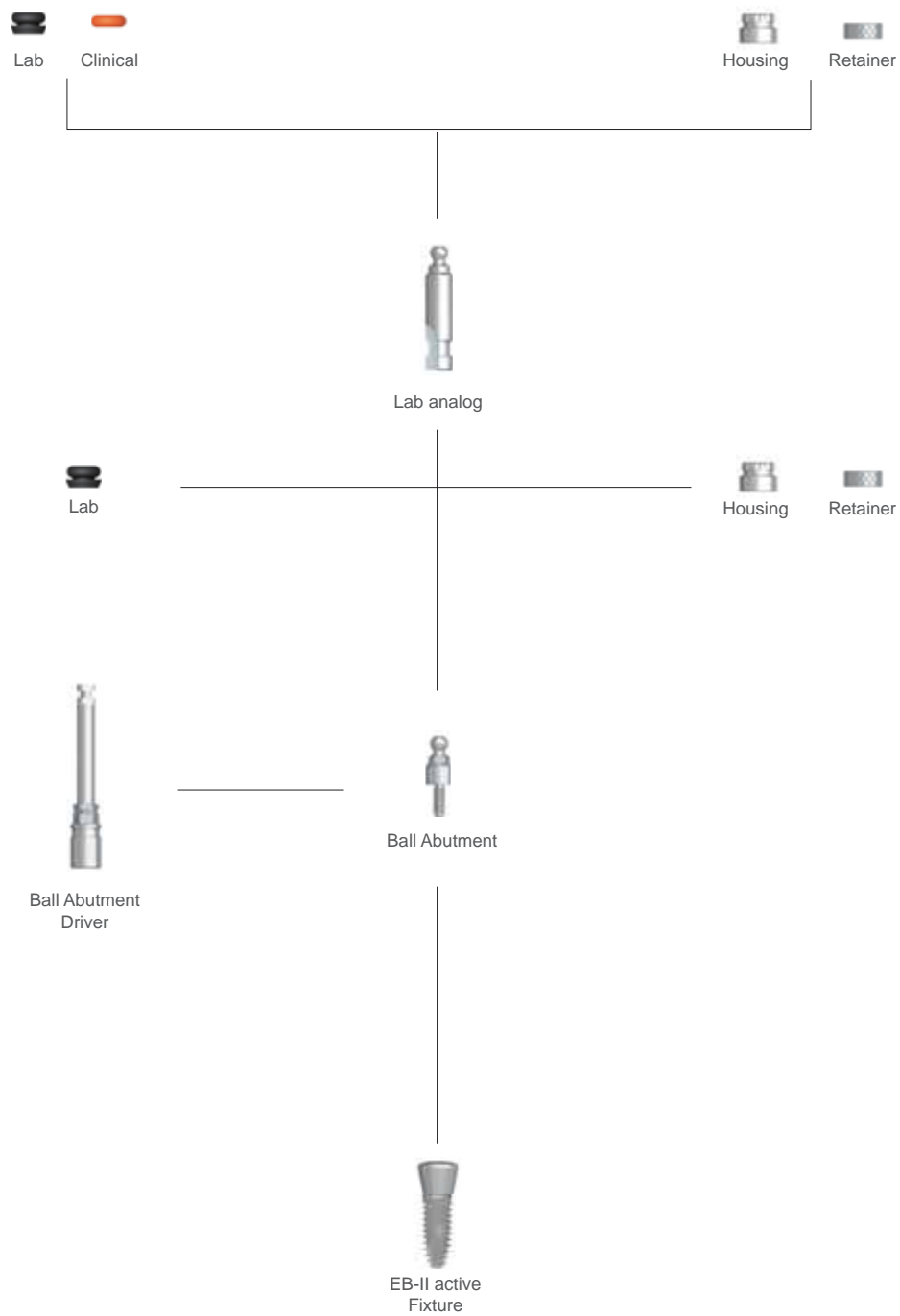
Prosthetic Flow Chart

- EB Abutment



Prosthetic Flow Chart

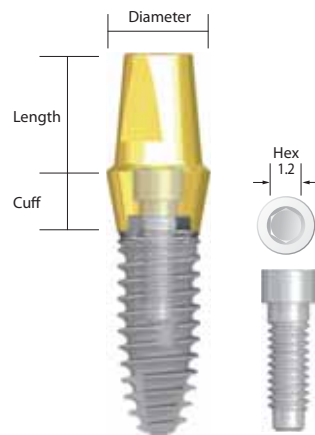
- EB Ball Abutment



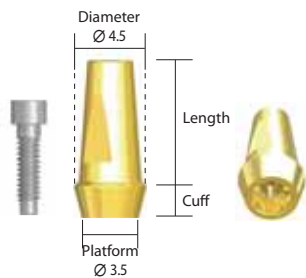
EB Cemented Abutment (Hex Type)

Cementable or Screw-retained abutment for single tooth and bridges

- Customizable by grinding (need to remain at least 3mm of abutment length above fixture platform)
- Abutment Screw included, Tightening Torque : 30 Ncm
 - Narrow Screw : CSHS16
 - Regular / Wide(3l) Screw : CSHS20
 - Wide(B) / S-Wide(B) Screw : CSHS25

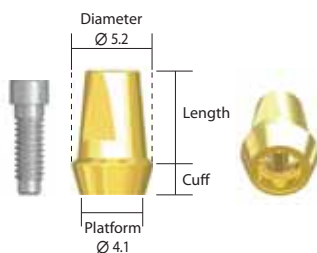


• Narrow / Diameter $\varnothing 4.5$



Cuff(mm)		1.0	2.0	3.0	4.0
Length	8mm	EAHN418	EAHN428	EAHN438	EAHN448

• Regular / Diameter $\varnothing 5.2$



Cuff(mm)		1.0	2.0	3.0	4.0
Length	6mm	EHR516	EHR526	EHR536	EHR546
	8mm	EHR518	EHR528	EHR538	EHR548

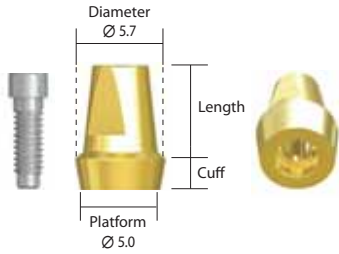
• Regular / Diameter $\varnothing 5.7$



Cuff(mm)		1.0	2.0	3.0	4.0
Length	6mm	EHR616	EHR626	EHR636	EHR646
	8mm	EHR618	EHR628	EHR638	EHR648


EB Cemented Abutment (Hex Type)

• Wide(3i) / Diameter $\varnothing 5.7$



Cuff(mm)		1.0	2.0	3.0	4.0
Length	6mm	EAI616	EAI626	EAI636	EAI646

• Wide(B) / S-Wide(B) / Diameter $\varnothing 5.7$

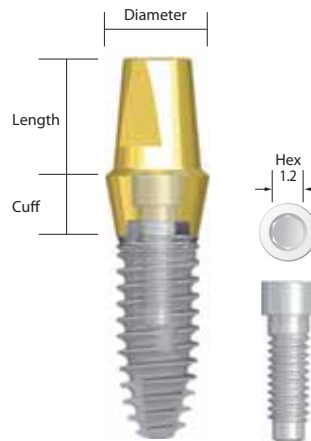
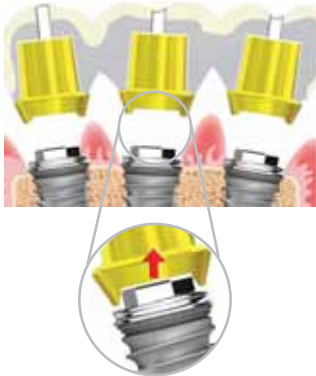


Cuff(mm)		1.0	2.0	3.0	4.0
Length	6mm	EAHB616	EAHB626	EAHB636	EAHB646

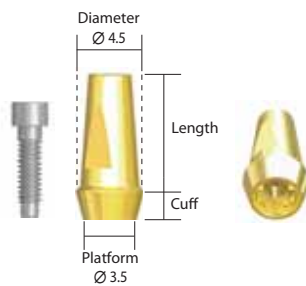
EB Cemented Abutment (SCR[®] Type)

Abutment for screw-cement retained prosthesis

- Short hex design, Retrievable within 40° between implants
- Customizable by grinding (need to remain at least 3mm of abutment length above fixture platform)
- Abutment Screw included, Tightening Torque : 30 Ncm
 - Narrow Screw : CSHS16
 - Regular / Wide(3l) Screw : CSHS20
 - Wide(B) / S-Wide(B) Screw : CSHS25

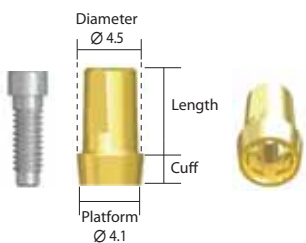


• Narrow / Diameter Ø 4.5



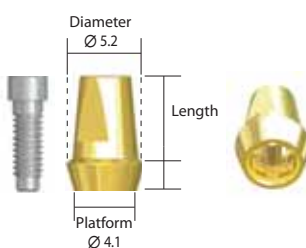
Cuff(mm)		1.0	2.0	3.0	4.0
Length	8mm	EASN418	EASN428	EASN438	EASN448

• Regular / Diameter Ø 4.5



Cuff(mm)		1.0	2.0	3.0	4.0
Length	6mm	EASR416	EASR426	EASR436	EASR446

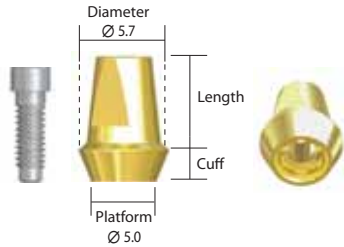
• Regular / Diameter Ø 5.2



Cuff(mm)		1.0	2.0	3.0	4.0
	6mm	EASR516	EASR526	EASR536	EASR546
	8mm	EASR518	EASR528	EASR538	EASR548

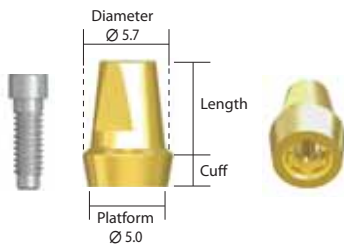
EB Cemented Abutment (SCRP® Type)

• Regular / Diameter $\varnothing 5.7$



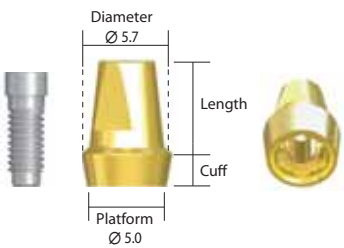
Cuff(mm)		1.0	2.0	3.0	4.0
Length	6mm	EASR616	EASR626	EASR636	EASR646
	8mm	EASR618	EASR628	EASR638	EASR648

• Wide(3i) / Diameter $\varnothing 5.7$



Cuff(mm)		1.0	2.0	3.0	4.0
Length	6mm	EASI616	EASI626	EASI636	EASI646
	8mm	EASI618	EASI628	EASI638	EASI648

• Wide(B) / S-Wide(B) / Diameter $\varnothing 5.7$

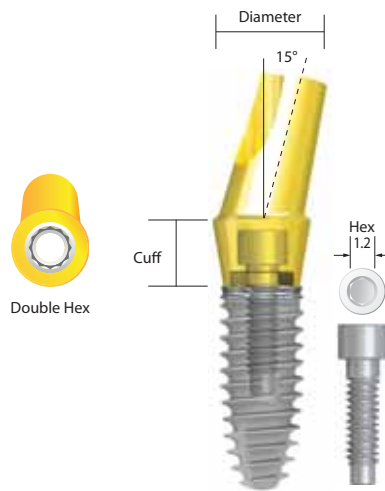


Cuff(mm)		1.0	2.0	3.0	4.0
Length	6mm	EASB616	EASB626	EASB636	EASB646
	8mm	EASB618	EASB628	EASB638	EASB648

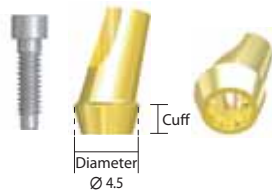
EB Angled Abutment

Customizable by grinding. Can be positioned in 12 directions by double hex connection

- Abutment Screw included, Tightening Torque : 30 Ncm
 - Narrow Screw : CSHS16
 - Regular / Wide(3i) Screw : CSHS20
 - Wide(B) / S-Wide(B) Screw : CSHS25



• Narrow / Diameter $\varnothing 4.5$




Cuff(mm)	2.0	3.0
Product name	EAHAN1427	EAHAN1437

• Regular / Diameter $\varnothing 5.2, \varnothing 5.7$




Diameter	$\varnothing 5.2$		$\varnothing 5.7$	
Cuff(mm)	2.0	3.0	2.0	3.0
Product name	EAHAR1527	EAHAR1537	EAHAR1627	EAHAR1637

• Wide(3i) / Diameter $\varnothing 5.7$



Cuff(mm)	2.0	3.0
Product name	EAHA1627	EAHA1637

• Wide(B) / S-Wide(B) / Diameter $\varnothing 5.7$

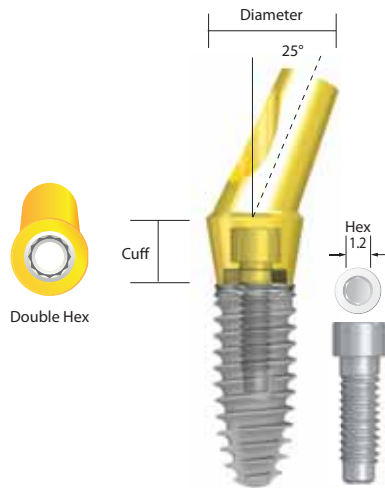


Cuff(mm)	2.0	3.0
Product name	EAHAB1627	EAHAB1637

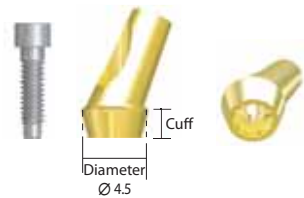
EB Angled Abutment

Customizable by grinding. Can be positioned in 12 directions by double hex connection

- Abutment Screw included, Tightening Torque : 30 Ncm
 - Narrow Screw : CSHS16
 - Regular / Wide(3i) Screw : CSHS20
 - Wide(B) / S-Wide(B) Screw : CSHS25

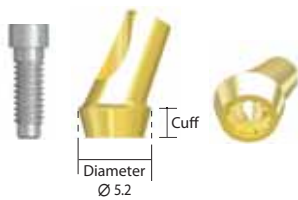


• Narrow / Diameter \varnothing 4.5



Cuff(mm)	2.0	3.0
Product name	EAHAN2427	EAHAN2437

• Regular / Diameter \varnothing 5.2



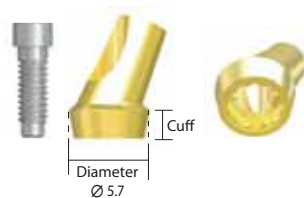
Cuff(mm)	2.0	3.0
Product name	EAHAR2527	EAHAR2537

• Wide(3i) / Diameter \varnothing 5.7



Cuff(mm)	2.0	3.0
Product name	EAHAI2627	EAHAI2637

• Wide(B) / S-Wide(B) / Diameter \varnothing 5.7



Cuff(mm)	2.0	3.0
Product name	EAHAB2627	EAHAB2637

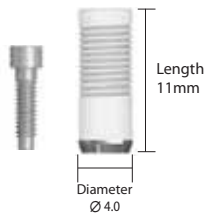
EB Gold UCLA Abutment

Customizable by casting. Cementable or Screw-retained abutment for single tooth and bridges.

- *Abutment Screw included, Tightening Torque : 30 Ncm*
 - *Narrow Screw : CSHS16*
 - *Regular / Wide(3i) Screw : CSHS20*
 - *Wide(B) / S-Wide(B) Screw : CSHS25*
- *Gold Casting*

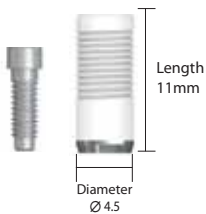


• **Narrow / Diameter $\varnothing 4.0$**



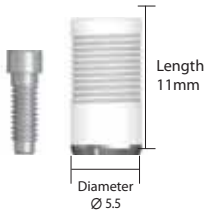
Hex	SCRPN*	Non-Hex
EUGHN300	EUGSN300	EUGNN300

• **Regular / Diameter $\varnothing 4.5$**



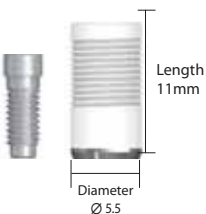
Hex	SCRPR*	Non-Hex
EUGHR400	EUGSR400	EUGNR400

• **Wide(3i) / Diameter $\varnothing 5.5$**



Hex	SCRPW*	Non-Hex
EUGHI500	EUGSI500	EUGNI500

• **Wide(B) / S-Wide(B) / Diameter $\varnothing 5.5$**



Hex	SCRPS*	Non-Hex
EUGHB500	EUGSB500	EUGNB500

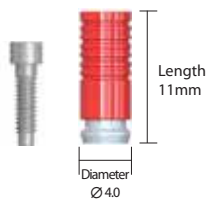
EB CCM UCLA Abutment

Customizable by casting. Cementable or Screw-retained abutment for single tooth and bridges.

- *Abutment Screw included, Tightening Torque : 30 Ncm*
 - *Narrow Screw : CSHS16*
 - *Regular / Wide(3i) Screw : CSHS20*
 - *Wide(B) / S-Wide(B) Screw : CSHS25*
- *Metal Casting*

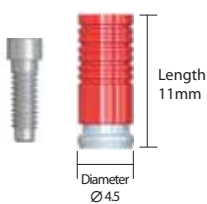


• **Narrow / Diameter $\varnothing 4.0$**



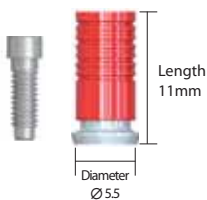
Hex	SCRPNarrow	Non-Hex
EUCHN300	EUCSN300	EUCNN300

• **Regular / Diameter $\varnothing 4.5$**



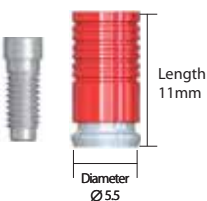
Hex	SCRPregular	Non-Hex
EUCHR400	EUCSR400	EUCNR400

• **Wide(3i) / Diameter $\varnothing 5.5$**



Hex	SCRPNwide(3i)	Non-Hex
EUCHI500	EUCSI500	EUCNI500

• **Wide(B) / S-Wide(B) / Diameter $\varnothing 5.5$**



Hex	SCRPNwide(B)	Non-Hex
EUCHB500	EUCSB500	EUCNB500

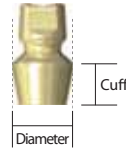
EB PickCap Impression Coping

• **Narrow / Diameter \varnothing 4.8**



Cuff(mm)	3.0	5.0
Product name	EBPCIBN403C	EBPCIBN405C

※ EBPCIS16, PCISC01 included



• **Regular / Diameter \varnothing 4.8**



Cuff(mm)	3.0	5.0
Product name	EBPCIBR403C	EBPCIBR405C

※ EBPCIS20, PCISC01 included

• **Regular / Diameter \varnothing 5.5**



Cuff(mm)	3.0	5.0
Product name	EBPCIBR503C	EBPCIBR505C

※ EBPCIS20, PCILC01 included

• **Wide(3i) / Diameter \varnothing 6.0**



Cuff(mm)	3.0	5.0
Product name	EBPCIB603C	EBPCIB605C

※ EBPCIS20, PCILC01 included

• **Wide(B) / Diameter \varnothing 6.0**



Cuff(mm)	3.0	5.0
Product name	EBBPCIB603C	EBBPCIB605C

※ EBPCIS25, PCILC01 included

• **PickCap Impression Cap**



Diameter	Narrow	Regular/Wide(3i)/Wide(B)
Product name	PCISC01	PCILC01

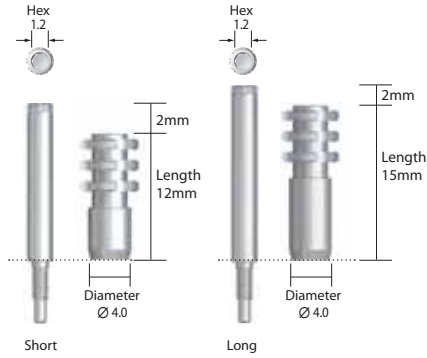
• **Screw**



Type	Narrow	Regular/Wide(3i)	Wide(B)
Product name	EBPCIS16	EBPCIS20	EBPCIS25

EB Pick-up Impression Coping

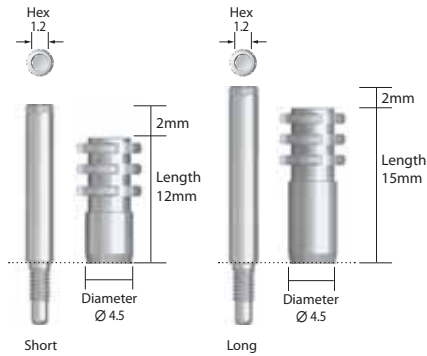
• **Narrow / Diameter $\varnothing 4.0$**



Type	Hex	Non-Hex
Short	EBIPH411	EBIPN411
Long	EBIPHL411	EBIPNL411

* Impression coping Screw included (Short – EBPI16, Long – EBPI16L)

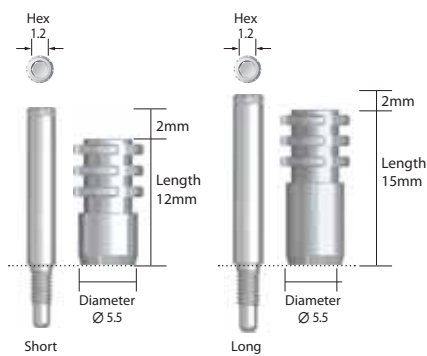
• **Regular / Diameter $\varnothing 4.5$**



Type	Hex	Non-Hex
Short	EBIPH511	EBIPN511
Long	EBIPHL511	EBIPNL511

* Impression coping Screw included (Short – EBPI20, Long – EBPI20L)

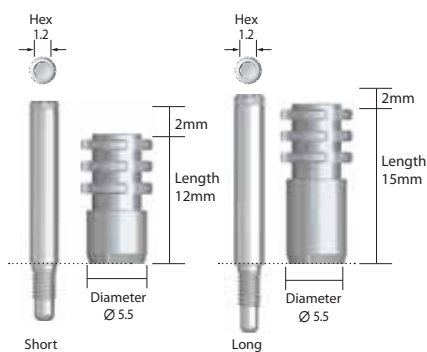
• **Wide(3i) / Diameter $\varnothing 5.5$**



Type	Hex	Non-Hex
Short	EBIPH1611	EBIPN1611
Long	EBIPHL1611	EBIPNL1611

* Impression coping Screw included (Short – EBPI20, Long – EBPI20L)

• **Wide(B) / S-Wide(B) / Diameter $\varnothing 5.5$**

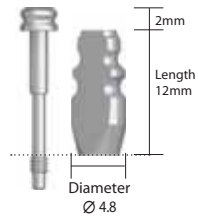


Type	Hex	Non-Hex
Short	EBIPH611	EBIPN611
Long	EBIPHL611	EBIPNL611

* Impression coping Screw included (Short – EBPI25, Long – EBPI25L)

EB Transfer Impression Coping

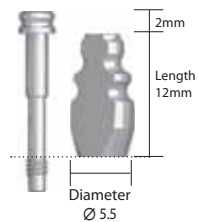
• **Narrow / Diameter \varnothing 4.0**



Type	Hex	Non-Hex
Short	EBITH411	EBITN411

* Impression coping Screw(EBTIS16) included

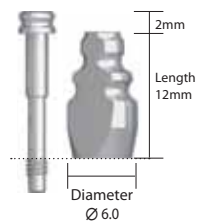
• **Regular / Diameter \varnothing 5.5**



Type	Hex	Non-Hex
Short	EBITH511	EBITN511

* Impression coping Screw(EBTIS20) included

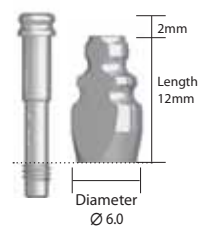
• **Wide(3i) / Diameter \varnothing 6.0**



Type	Hex	Non-Hex
Short	EBITH611	EBITN611

* Impression coping Screw(EBTIS20) included

• **Wide(B) / S-Wide(B) / Diameter \varnothing 6.0**




Type	Hex	Non-Hex
Short	EBITH611	EBITN611

* Impression coping Screw(EBTIS25) included


• **Impression Coping Hex Screw**

Narrow




EBTIS16H

Regular / Wide(3i)



EBTIS20H

Wide(B) / S-Wide(B)



EBTIS25H

Transfer Impression Coping Positioner




* Connected to transfer impression coping



Product name	FDHSET 01
--------------	-----------


Lab Analog



• Narrow



Product name	EBAN 30
--------------	---------



• Regular



Product name	EBAR 40
--------------	---------



• Wide(3i)



Product name	EBAI 50
--------------	---------



• Wide(B) / S-Wide(B)



Product name	EBAB 50
--------------	---------

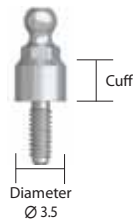
EB Ball Abutment

Implant over-denture ball attachment system

- Compensation degree : Max 20° between implants
- Abutment Tightening Torque : 30 Ncm
- Ball Abutment Driver(BADH24) Required




• Narrow




Cuff(mm)	2.0	4.0
Product name	EABAN200	EABAN400

• Regular



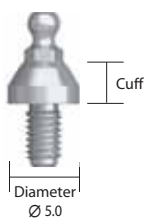
Cuff(mm)	2.0	4.0
Product name	EABAR200	EABAR400

• Wide(3i)



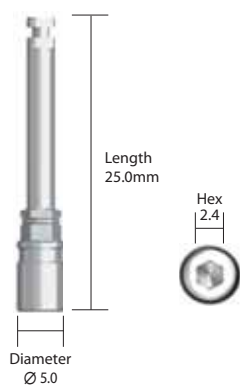
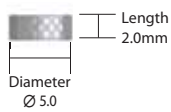
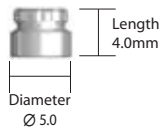
Cuff(mm)	2.0	4.0
Product name	EABAI200	EABAI400

• Wide(B) / S-Wide(B)



Cuff(mm)	2.0	4.0
Product name	EABAB200	EABAB400

EB Ball Abutment



Housing



Product name	BAH40
--------------	-------

* O-ring(BAORING) 5ea and O-ring(BAOIMP) 1ea Included

Retainer



Product name	BAR20
--------------	-------

* In case of occlusion interval is lower, use retainer instead of housing

* O-ring(BAORING) 5ea and O-ring(BAOIMP) 1ea Included

O-Ring (Clinical)



Product name	BAORING
--------------	---------

* 3ea Included

O-Ring (Lab)



Product name	BAOIMP
--------------	--------

* 3ea Included

* Prevents the resin flowing into the under of Housing or Retainer

1. while making a final resin denture at laboratory.
2. while inserting Housing or Retainer within denture directly at the office.

Ball Lab Analog



Product name	BALA350
--------------	---------

Ball Abutment Dirver



Product name	BADH24
--------------	--------



Neobiotech

IT IMPLANT SYSTEM

IT-III active

Contents

IT Implant System	IT-III active Fixture	81
	IT Healing Abutment	85
	Prosthetic Flow Chart	86
	IT Solid Abutment	89
	IT Excellent Solid Abutment	93
	IT Cemented Abutment	95
	IT UCLA Abutment(Gold/CCM)	97
	IT Pre Angled Abutment	98
	IT Collared Angled Abutment	99
	IT PickCap Impression Coping	100
	IT Pick-up Impression Coping	101
	IT Transfer Impression Coping	102
	Transfer Impression Coping Positioner / Lab Analog	103



IT-III active



3.1 Octa 8° Morse Taper
Compatible with previous IT System

1.8 / 2.8 G.Collar
Applicable to various gingival height with dual gingiva collar type, 1.8mm and 2.8mm

Straight Neck
Improved neck design to ease implantation depth control, Without being blocked by cortical bone

S.L.A. Surface
S.L.A. Surface is method that make rough surface by blasting on machined implant surface with HA(Hydroxy Apatite) particle smaller than 50 μ m, and dual acid-etching

Deep & Wide Pitch
Increase contact area between thread pitch and results in increasing of stability and osseointegration

Magic Thread
Specially designed to endure vertical force and lateral pressure effectively by lower half triangle thread

Wide Cutting Edge
Improvement of fixation and increase clinician's comfort when placing implants by widening cutting edge area

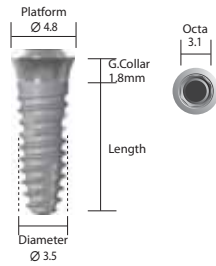
Apex
Powerful and well-defined thread exist at the peak of the apex. Initial fixation at the apex is excellent to both immediate placement and immediate loading

* Scale 1 : 1.1

IT-III active Fixture (S.L.A Surface)

The fixture bigger than Ø4.5 diameter is recommended to be placed in posterior area.
Cover Screw not Included

* Regular Neck



• Narrow / Diameter Ø 3.5 / G.Collar 1.8mm



Length(mm)	8.5	10.0	11.5	13.0
Product name	IT313508AP	IT313510AP	IT313511AP	IT313513AP



• Regular / Diameter Ø 4.0 / G.Collar 1.8mm



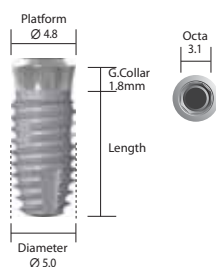
Length(mm)	7.0	8.5	10.0	11.5	13.0
Product name	IT314007AP	IT314008AP	IT314010AP	IT314011AP	IT314013AP



• Regular / Diameter Ø 4.5 / G.Collar 1.8mm



Length(mm)	7.0	8.5	10.0	11.5	13.0
Product name	IT314507AP	IT314508AP	IT314510AP	IT314511AP	IT314513AP



• Regular / Diameter Ø 5.0 / G.Collar 1.8mm



Length(mm)	7.0	8.5	10.0	11.5	13.0
Product name	IT315007AP	IT315008AP	IT315010AP	IT315011AP	IT315013AP

※ All measurements can be different with the actual size

IT-III active Fixture (S.L.A Surface)

The fixture bigger than Ø4.5 diameter is recommended to be placed in posterior area.
Cover Screw not Included

* Wide Neck



• Wide / Diameter Ø 5.0 / G.Collar 1.8mm



Length(mm)	7.0	8.5	10.0	11.5	13.0
Product name	ITW315007AP	ITW315008AP	ITW315010AP	ITW315011AP	ITW315013AP



• Wide / Diameter Ø 5.5 / G.Collar 1.8mm



Length(mm)	7.0	8.5	10.0	11.5	13.0
Product name	ITW315507AP	ITW315508AP	ITW315510AP	ITW315511AP	ITW315513AP



• Wide / Diameter Ø 6.0 / G.Collar 1.8mm



Length(mm)	7.0	8.5	10.0	11.5	13.0
Product name	ITW316007AP	ITW316008AP	ITW316010AP	ITW316011AP	ITW316013AP


※ All measurements can be different with the actual size

* Scale 1 : 1.1

IT-III active Fixture (S.L.A Surface)

The fixture bigger than Ø4.5 diameter is recommended to be placed in posterior area.
Cover Screw not Included


* Regular Neck



• Narrow / Diameter Ø 3.5 / G.Collar 2.8mm




Length(mm)	8.5	10.0	11.5	13.0
Product name	IT323508AP	IT323510AP	IT323511AP	IT323513AP



• Regular / Diameter Ø 4.0 / G.Collar 2.8mm



Length(mm)	7.0	8.5	10.0	11.5	13.0
Product name	IT324007AP	IT324008AP	IT324010AP	IT324011AP	IT324013AP



• Regular / Diameter Ø 4.5 / G.Collar 2.8mm



Length(mm)	7.0	8.5	10.0	11.5	13.0
Product name	IT324507AP	IT324508AP	IT324510AP	IT324511AP	IT324513AP



• Regular / Diameter Ø 5.0 / G.Collar 2.8mm



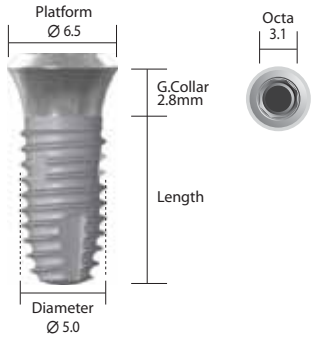
Length(mm)	7.0	8.5	10.0	11.5	13.0
Product name	IT325007AP	IT325008AP	IT325010AP	IT325011AP	IT325013AP

※ All measurements can be different with the actual size

IT-III active Fixture (S.L.A Surface)

The fixture bigger than Ø4.5 diameter is recommended to be placed in posterior area.
Cover Screw not Included

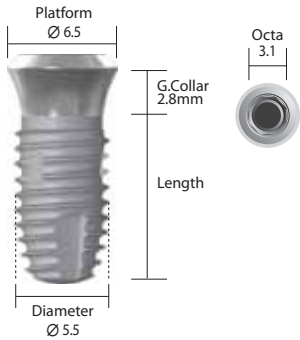
* Wide Neck



• Wide / Diameter Ø 5.0 / G.Collar 2.8mm



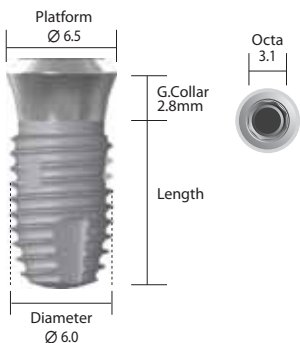
Length(mm)	7.0	8.5	10.0	11.5	13.0
Product name	ITW325007AP	ITW325008AP	ITW325010AP	ITW325011AP	ITW325013AP



• Wide / Diameter Ø 5.5 / G.Collar 2.8mm



Length(mm)	7.0	8.5	10.0	11.5	13.0
Product name	ITW325507AP	ITW325508AP	ITW325510AP	ITW325511AP	ITW325513AP



• Wide / Diameter Ø 6.0 / G.Collar 2.8mm



Length(mm)	7.0	8.5	10.0	11.5	13.0
Product name	ITW326007AP	ITW326008AP	ITW326010AP	ITW326011AP	ITW326013AP

* All measurements can be different with the actual size

Cover Screw

• Regular Neck



Product name	ITCS10
--------------	--------



Product name	ITCS48
--------------	--------

• Wide Neck



Product name	ITCSW10
--------------	---------



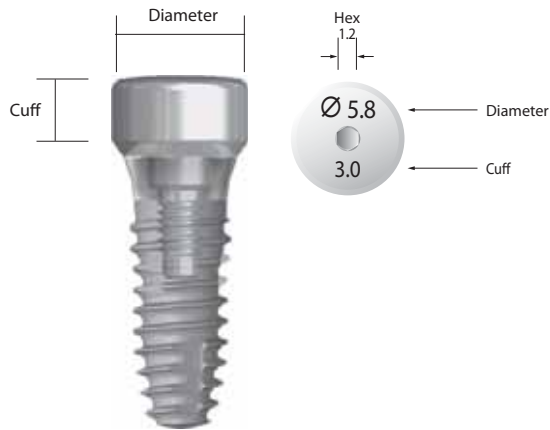
Product name	ITCS65
--------------	--------

* Scale 1 : 1.1

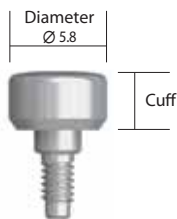
IT Healing Abutment

Temporary restorations for contouring of the soft tissue

- Tightening Torque : 8~10 Ncm



• Regular Neck

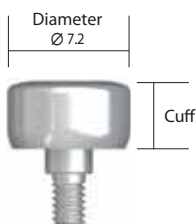


Diameter Ø 5.8



Cuff(mm)	2.0	3.0	4.0
Product name	IUTH502	IUTH503	IUTH504

• Wide Neck



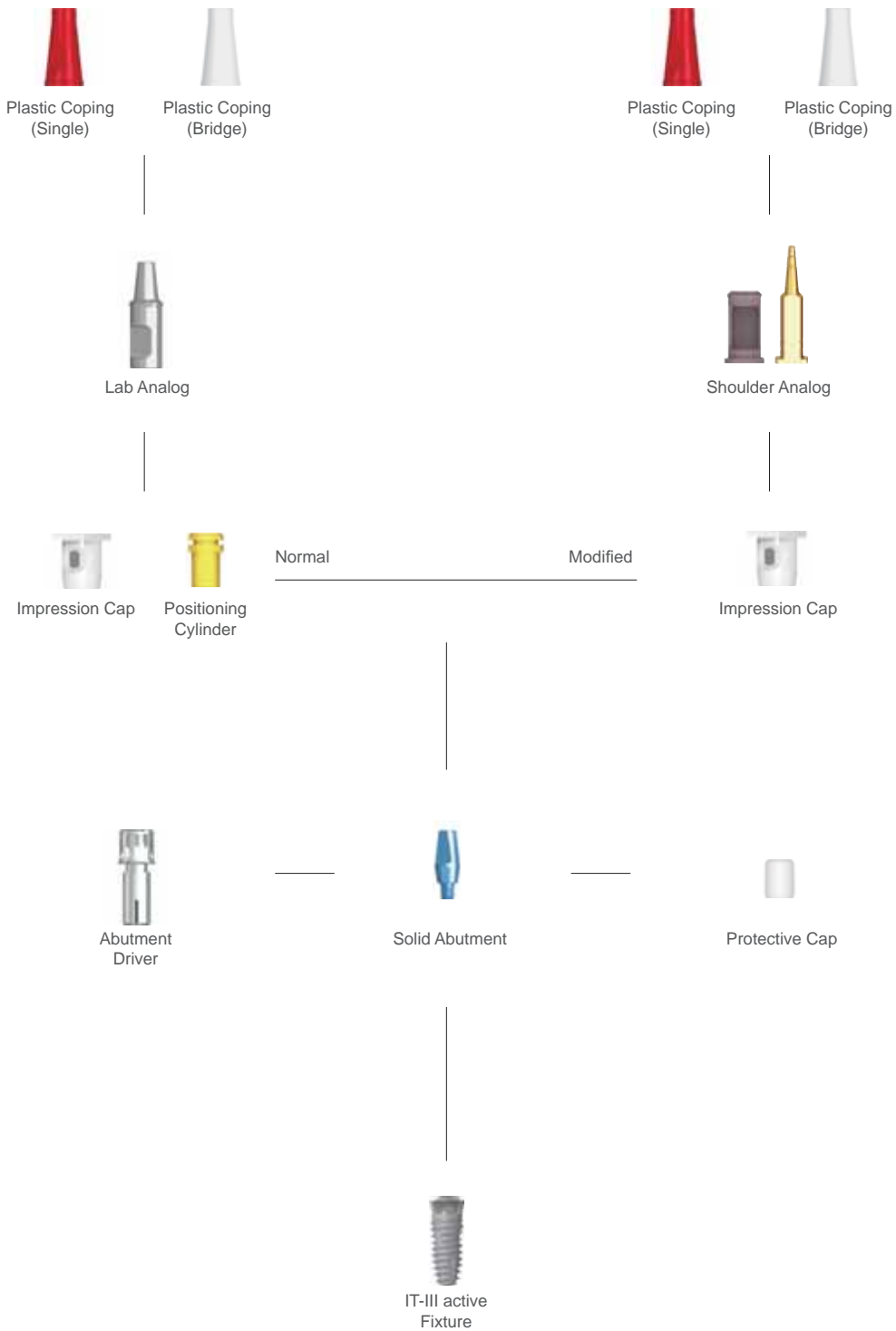
Diameter Ø 7.2



Cuff(mm)	2.0	3.0	4.0
Product name	ITHW702	ITHW703	ITHW704

Prosthetic Flow Chart

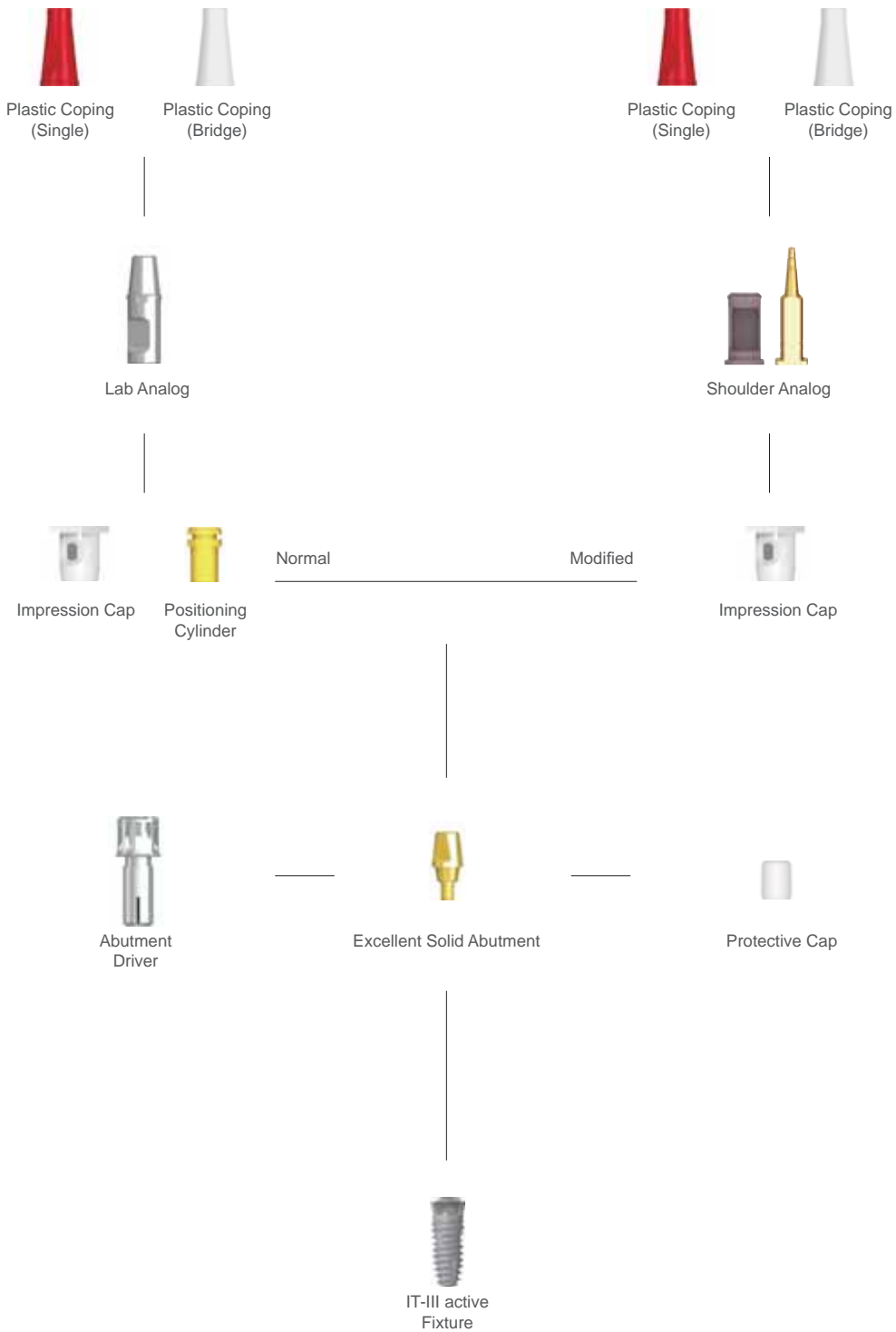
- IT Solid Abutment



* Scale 1 : 1.1

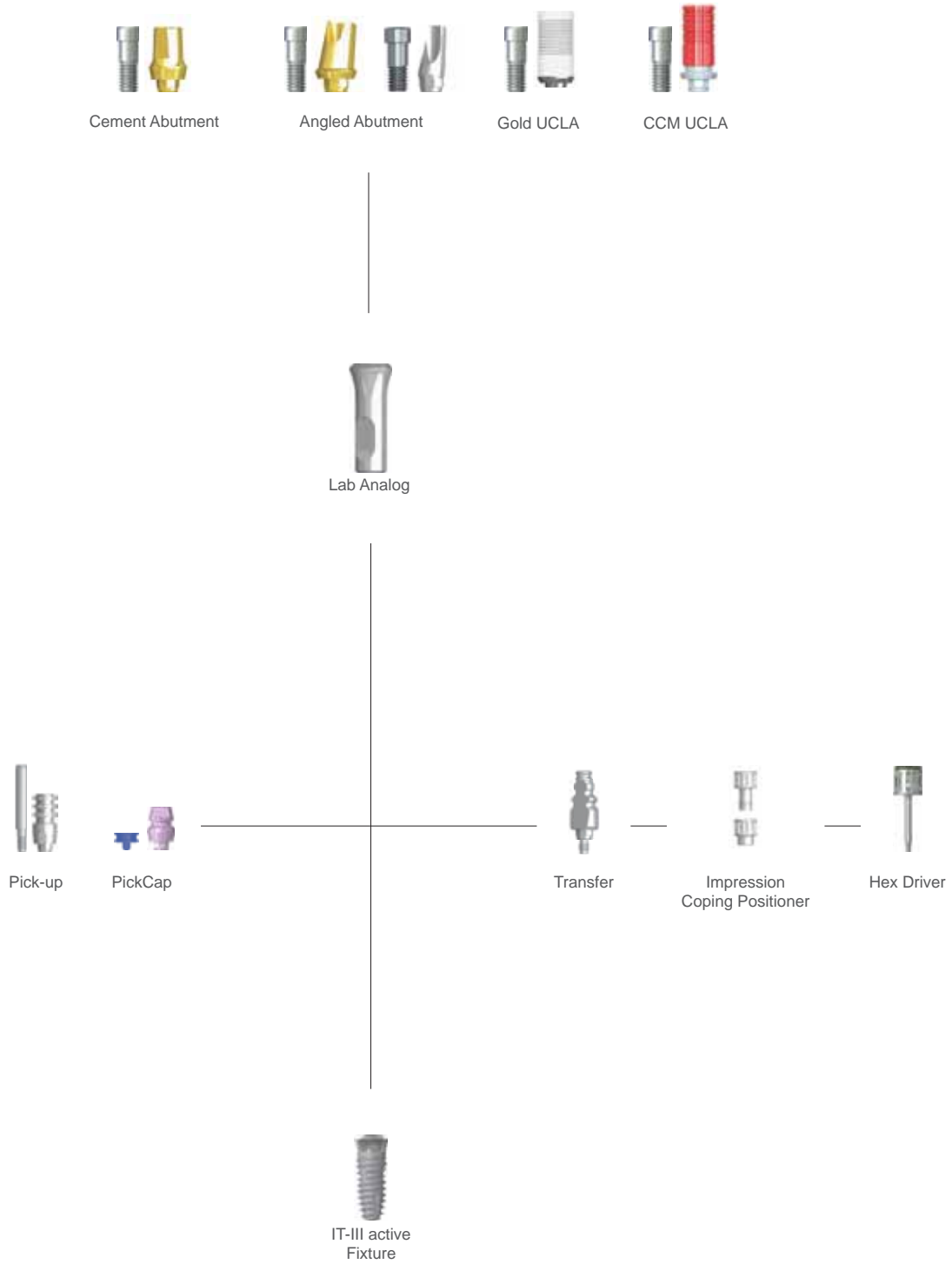
Prosthetic Flow Chart

- IT Excellent Solid Abutment



Prosthetic Flow Chart

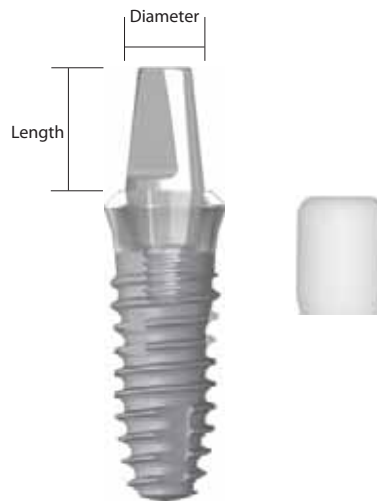
- IT Abutment



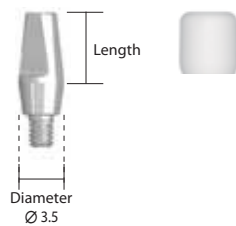
IT Solid Abutment

One piece abutment for cemented restorations

- *Abutment Tightening Torque : 30 Ncm, Protective Cap Included*
- *These components are only for IT Regular Neck fixture*



• Regular Neck

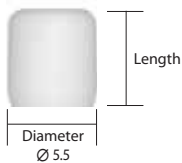


Solid Abutment



Length(mm)	4.0	5.5	7.0
Product name	ITSR40	ITSR55	ITSR70

Protective Cap



Length(mm)	4.0	5.5	7.0
Product name	ITPR40	ITPR55	ITPR70

Positioning Cylinder



Length(mm)	4.0	5.5	7.0
Color	Yellow	Gray	Blue
Product name	ITYR40	ITYR55	ITYR70

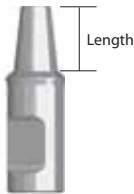
IT Solid Abutment



Impression Cap



Product name	ITIR00
--------------	--------



Lab Analog



Length(mm)	4.0	5.5	7.0
Color	Yellow	Metal	Blue
Product name	ITAR40	ITAR55	ITAR70



Shoulder Analog



Product name	ITAS00
--------------	--------



Plastic Coping



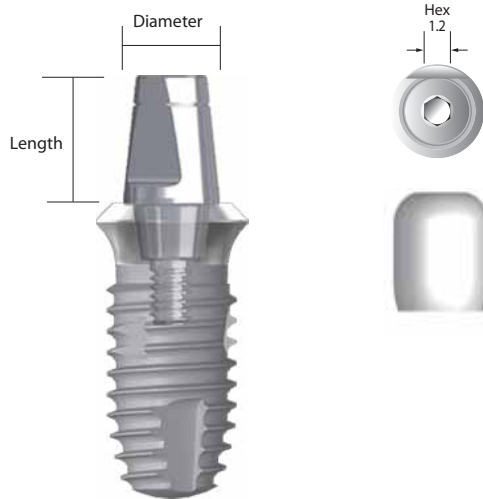
Type	Single	Bridge
Product name	ITPRCR	ITPRBR

* Scale 1 : 1.1

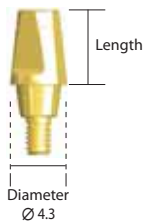
IT Solid Abutment

One piece abutment for cemented restorations

- *Abutment Tightening Torque : 30 Ncm, Protective Cap Included*
- *These components are only for IT Wide Neck fixture*



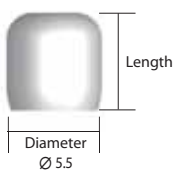
• Wide Neck



Solid Abutment



Length(mm)	4.0	5.5
Product name	ITSW40	ITSW55



Protective Cap



Length(mm)	4.0	5.5
Product name	ITPW40	ITPW55

IT Solid Abutment



Positioning Cylinder



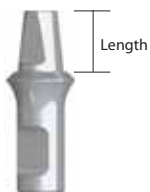
Length(mm)	4.0	5.5
Color	Yellow	Gray
Product name	ITYW40	ITYW55



Impression Cap



Product name	ITIW00
--------------	--------



Lab Analog



Length(mm)	4.0	5.5
Color	Yellow	Metal
Product name	ITAW40	ITAW55



Plastic Coping



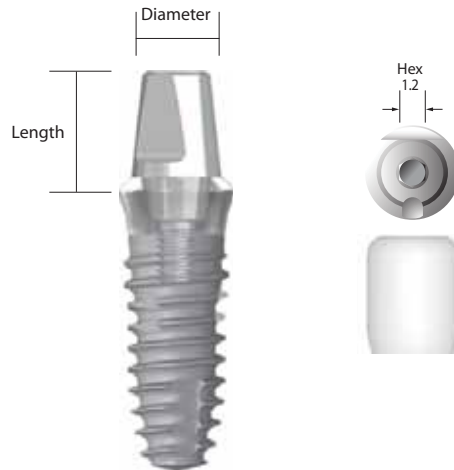
Type	Single	Bridge
Product name	ITPWCR	ITPWBR

* Scale 1 : 1.1

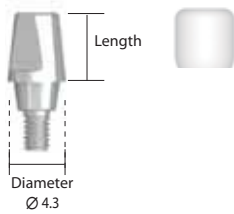
IT Excellent Solid Abutment

One piece abutment for cemented restorations

- *Abutment Tightening Torque : 30 Ncm, Protective Cap Included*
- *These components are only for IT Regular Neck Fixture*



• Regular Neck

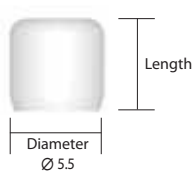


Excellent Solid Abutment




Length(mm)	4.0	5.5	7.0
Product name	ITSE404	ITSE405	ITSE407

Protective Cap



호환 Solid Abutment Length(mm)	4.0	5.5	7.0
Product name	ITPTC40	ITPTC55	ITPTC70

IT Excellent Solid Abutment



Positioning Cylinder



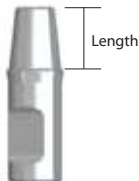
Length(mm)	4.0	5.5	7.0
Color	Yellow	Gray	Blue
Product name	ITEPC40	ITEPC55	ITEPC70



Impression Cap



Product name	ITEIC00
--------------	---------



Lab Analog



Length(mm)	4.0	5.5	7.0
Color	Yellow	Gray	Blue
Product name	ITELA440	ITELA455	ITELA470



Plastic Coping



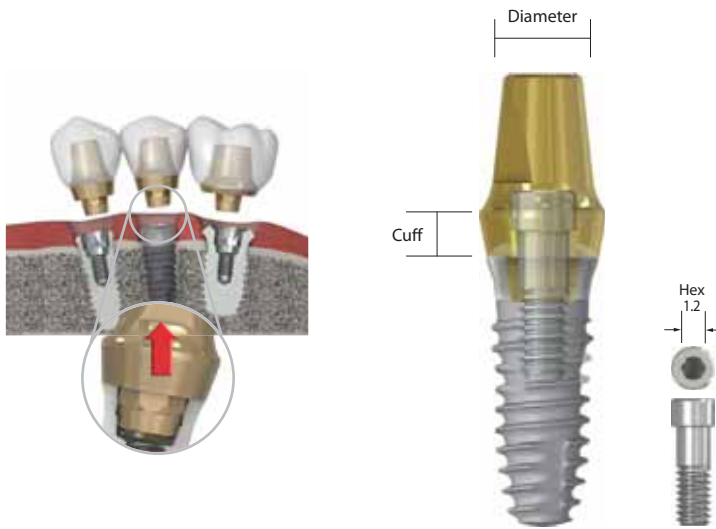
Type	Single	Bridge
Product name	ITHPC	ITNPC

IT Cemented Abutment


IT SCRP Abutment

Cementable or Screw-retained abutment for single tooth and bridges

- Semi-octa structure of SCRP Abutment simplifies both installation and removal of prosthetic within 16 degrees in multiple cases
- Customizable by grinding (need to remain at least 3mm of abutment length above fixture platform)
- Abutment Screw(ITCS20S) included, Tightening Torque : 30Ncm



• Regular Neck



Diameter Ø 5.5

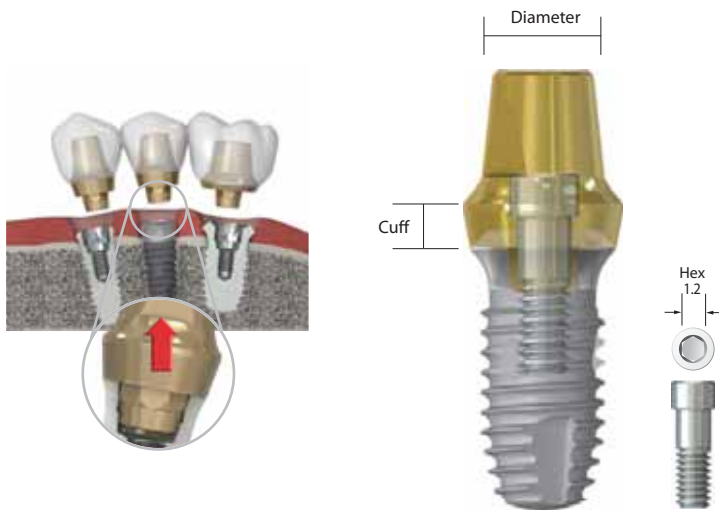
Cuff(mm)	0	1.0	2.0	3.0	4.0
Octa	ICO500	ICO510	ICO520	ICO530	ICO540
Non-Octa	ICN500	ICN510	ICN520	ICN530	ICN540
SCRIP	ICS500	ICS510	ICS520	ICS530	ICS540

IT Cemented Abutment

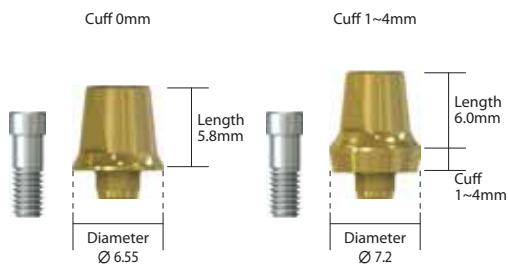
IT SCRП Abutment

Cementable or Screw-retained abutment for single tooth and bridges

- Semi-octa structure of SCRП Abutment simplifies both installation and removal of prosthetic within 16 degrees in multiple cases
- Customizable by grinding (need to remain at least 3mm of abutment length above fixture platform)
- Abutment Screw(ITCS20S) included, Tightening Torque : 30Ncm



• Wide Neck



Diameter $\varnothing 7.2$



Cuff(mm)	0	1.0	2.0	3.0	4.0
Octa	ICOW700	ICOW710	ICOW720	ICOW730	ICOW740
Non-Octa	ICNW700	ICNW710	ICNW720	ICNW730	ICNW740
SCRП	ICSW700	ICSW710	ICSW720	ICSW730	ICSW740


IT Gold UCLA Abutment

Customizable by casting. Cementable or Screw-retained abutment for single tooth and bridges.

- Abutment Screw(ITCS20S) included, Tightening Torque : 30 Ncm
- Gold Casting

• Regular Neck

Diameter \varnothing 5.5



Type	Octa	Non-Octa
Product name	ITUGO500	ITUGN500

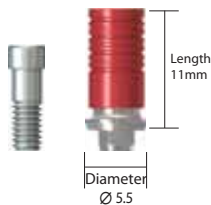
IT CCM UCLA Abutment

Customizable by casting. Cementable or Screw-retained abutment for single tooth and bridges.

- Abutment Screw(ITCS20S) included, Tightening Torque : 30 Ncm
- Metal Casting

• Regular Neck

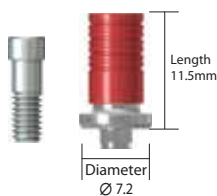
Diameter \varnothing 5.5



Type	Octa	Non-Octa
Product name	ITUCO500	ITUCN500

• Wide Neck

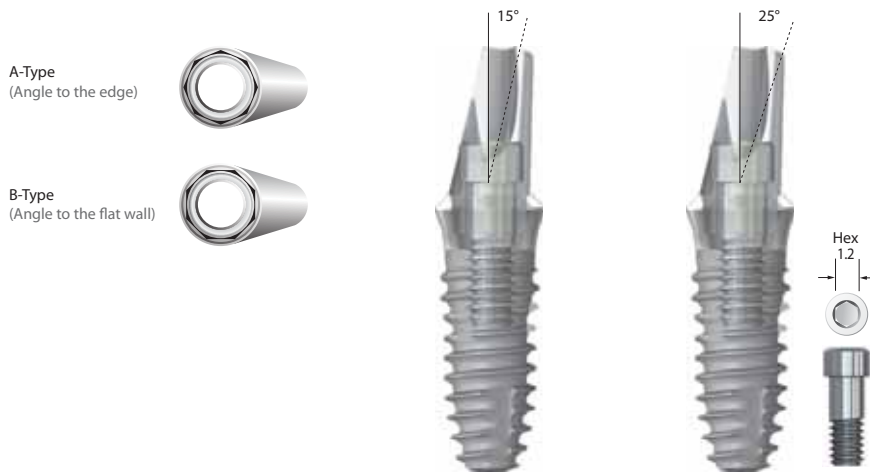
Diameter \varnothing 7.2



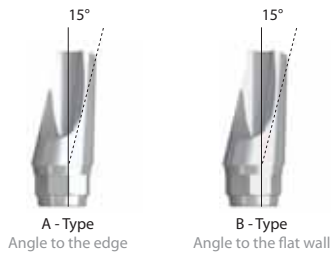
Type	Octa	Non-Octa
Product name	ITUCO700	ITUCN700

IT Pre Angled Abutment

• Abutment Screw(ITAS20S) included, Tightening Torque : 30 Ncm



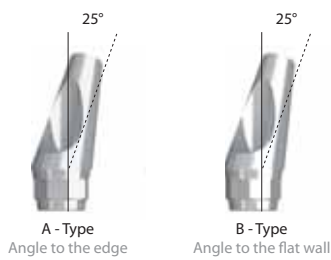
• Regular Neck



15°



Type	A	B
Product name	IAO310A	IAO310B

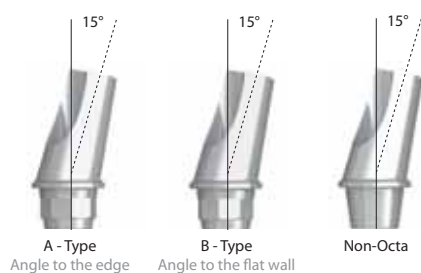


25°



Type	A	B
Product name	IAO320A	IAO320B

• Wide Neck



15°

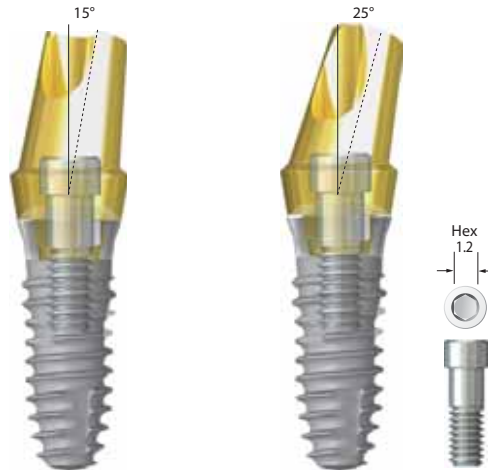



Type	A	B	Non-Octa
Product name	IAOW500A	IAOW500B	IANW500

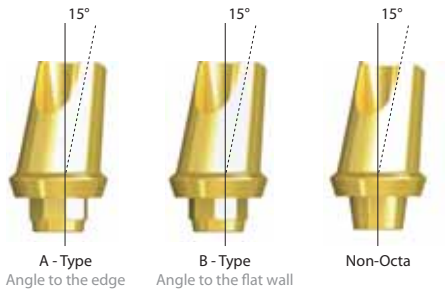
* Scale 1 : 1.1

IT Collared Angled Abutment

• Abutment Screw(ITCS20S) included, Tightening Torque : 30 Ncm



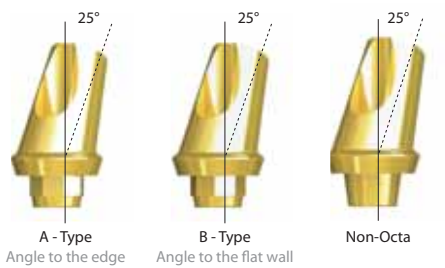
• Regular Neck



15°



Type	A		B		Non-Octa	
Cuff (mm)	1	2	1	2	1	2
Product name	IAO511A	IAO512A	IAO511B	IAO512B	IAN511	IAN512



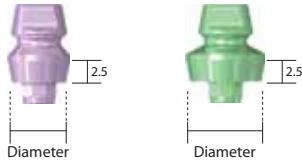
25°



Type	A		B		Non-Octa	
Cuff (mm)	1	2	1	2	1	2
Product name	IAO521A	IAO522A	IAO521B	IAO522B	IAN521	IAN522

IT PickCap Impression Coping

• IT PickCap Impression Coping



Diameter	Ø5.6	Ø7.3
Product name	ITPCIB503C	ITPCIB703C

※ISPCIS20, PCILC01 Included

• PickCap Impression Cap (Large)



Product name	PCILC01
--------------	---------

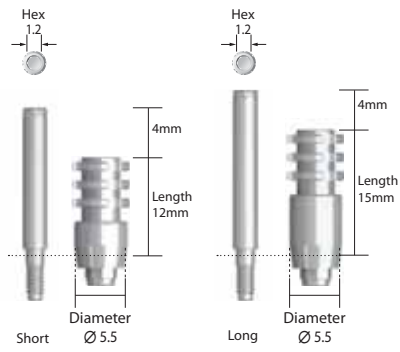
• PickCap Impression Coping Screw



Product name	ISPCIS20
--------------	----------

IT Pick-up Impression Coping

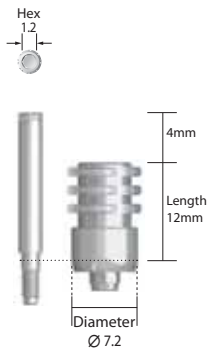
• Regular Neck



Type	Octa
Short	ITIPO511
Long	ITIPOL511

※ Impression Coping Screw Included
(Short : ITPIS20 / Long : ITPIS20L)

• Wide Neck

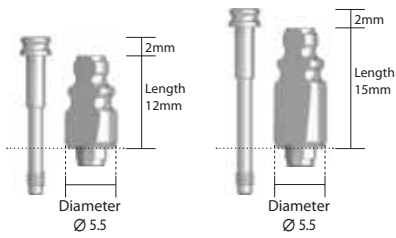


Type	Octa
Product name	ITIPO711

※ Impression Coping Screw Included (ITPIS20)

IT Transfer Impression Coping

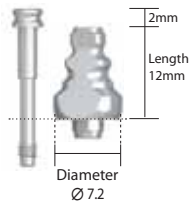
• Regular Neck



Type	Octa	Non-Octa
Short	ITITO511	ITITN511
Long	ITITOL511	ITITNL511

※ Impression Coping Screw Included (ITTIS20H)

• Wide Neck



Type	Octa	Non-Octa
Product name	ITITO711	ITITN711

※ Impression Coping Screw Included
(Short : ITPIS20 / Long : ITPIS20L)


• Impression Coping Hex Screw



Product name	ITTIS20H
--------------	----------

* Scale 1 : 1.1

IT Transfer Impression Coping Positioner



* Connected to transfer
impression coping



Product name	FDHSET01
--------------	----------

Lab Analg

• Regular Neck



Product name	ITLA50
--------------	--------

• Wide Neck



Product name	ITLA70
--------------	--------



Neobiotech

S-Mini IMPLANT SYSTEM

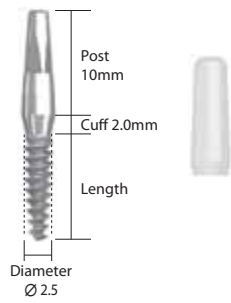
S-Mini Cemented type / S-Mini Ball type

Contents

S-Mini Implant System	S-Mini Fixture - Cement Type	106
	S-Mini Fixture - Ball Type	107
	Prosthetic Flow Chart	108
	S-Mini Components	109



S-Mini Fixture - Cement Type (RBM Surface)

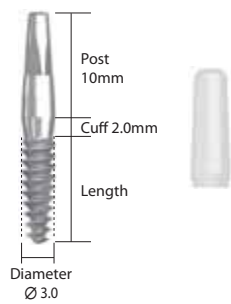


Diameter \varnothing 2.5



Length(mm)	8.5	10.0	11.5	13.0	15.0
Product name	MI2508L	MI2510L	MI2511L	MI2513L	MI2515L

※ Protective Cap Included

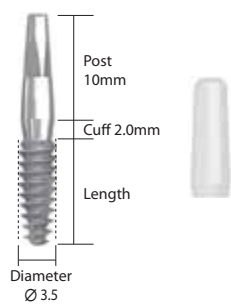


Diameter \varnothing 3.0



Length(mm)	8.5	10.0	11.5	13.0	15.0
Product name	MI3008L	MI3010L	MI3011L	MI3013L	MI3015L

※ Protective Cap Included



Diameter \varnothing 3.5



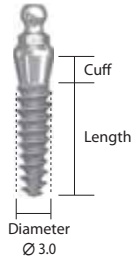
Length(mm)	8.5	10.0	11.5	13.0	15.0
Product name	MI3508L	MI3510L	MI3511L	MI3513L	MI3515L

※ Protective Cap Included

※ All measurements can be different with the actual size

* Scale 1 : 1.1

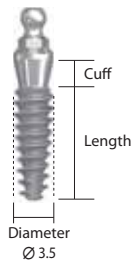
S-Mini Fixture - Ball Type (RBM Surface)



Diameter \varnothing 3.0



Length(mm)		8.5	10.0	11.5	13.0	15.0
Cuff	3mm	MIB30083	MIB30103	MIB30113	MIB30133	MIB30153



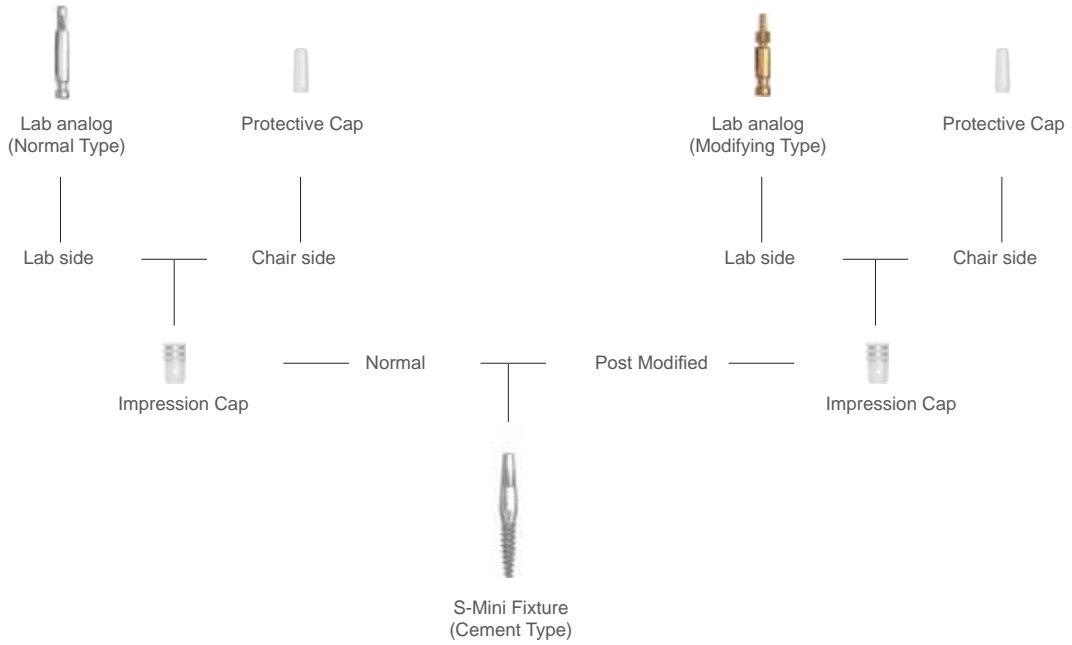
Diameter \varnothing 3.5



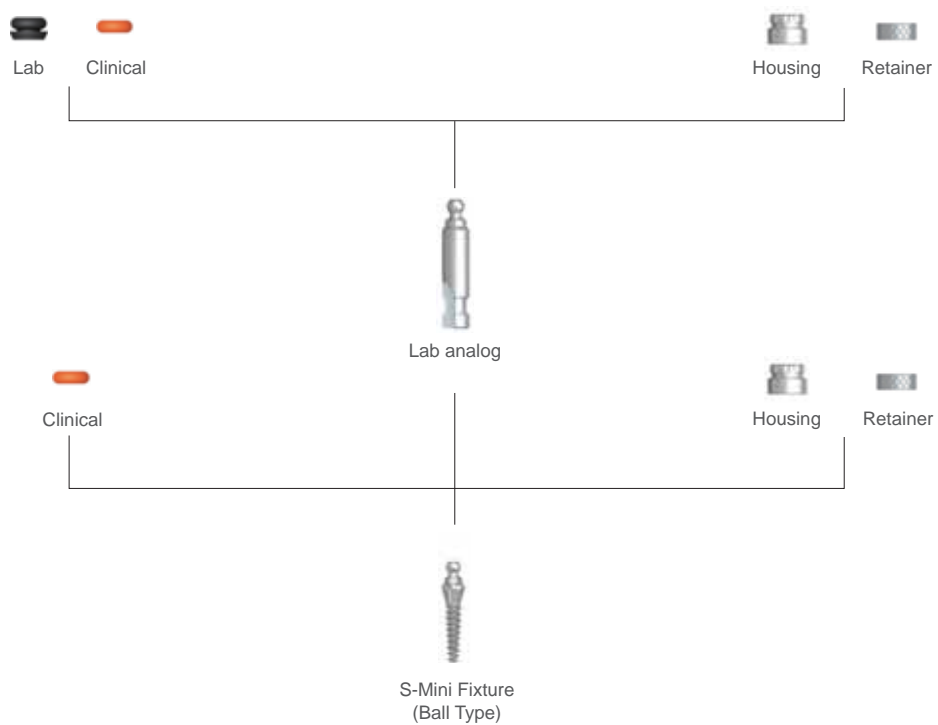
Length(mm)		8.5	10.0	11.5	13.0	15.0
Cuff	3mm	MIB35083	MIB35103	MIB35113	MIB35133	MIB35153

※ All measurements can be different with the actual size

Prosthetic Flow Chart - Cement Type



Prosthetic Flow Chart - Ball Type



S-Mini Components



Impression Cap



Product name	MICIMP
--------------	--------



Lab Analog - Cement Type



Type	Normal
Product name	MICLAB01



Type	Modifying
Product name	MICLAB02



Diameter
Ø 3.5

Lab Analog - Ball Type



Product name	BALA350
--------------	---------

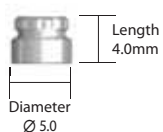


Protective Cap



Product name	MICPTC
--------------	--------

S-Mini Components

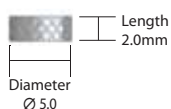


Housing



Product name	BAH40
--------------	-------

* O-ring(BAORING) 5ea and O-ring(BAOIMP) 1ea Included



Retainer



Product name	BAR20
--------------	-------

* In case of occlusion interval is lower, use retainer instead of housing

* O-ring(BAORING) 5ea and O-ring(BAOIMP) 1ea Included



O-ring (Clinical)



Product name	BAORING
--------------	---------

* 3ea Included



O-ring (Lab)



Product name	BAOIMP
--------------	--------

* 3ea Included

* Prevents the resin flowing into the under of Housing or Retainer

1. while making a final resin denture at laboratory.
2. while inserting Housing or Retainer within denture directly at the office.



Neobiotech SURGICAL KIT

Neo Master Kit / Neo Surgical Kit / IS Full Kit / S-Mini Kit / S-Wide Kit / S-Narrow Kit / Neo NaviGuide Kit /
Ridge Wider Kit / Neo Surgical Accessory Kit / Neo Prosthetic Kit / Neo Prosthetic Planning Kit /
Neo PickCap Impression Kit

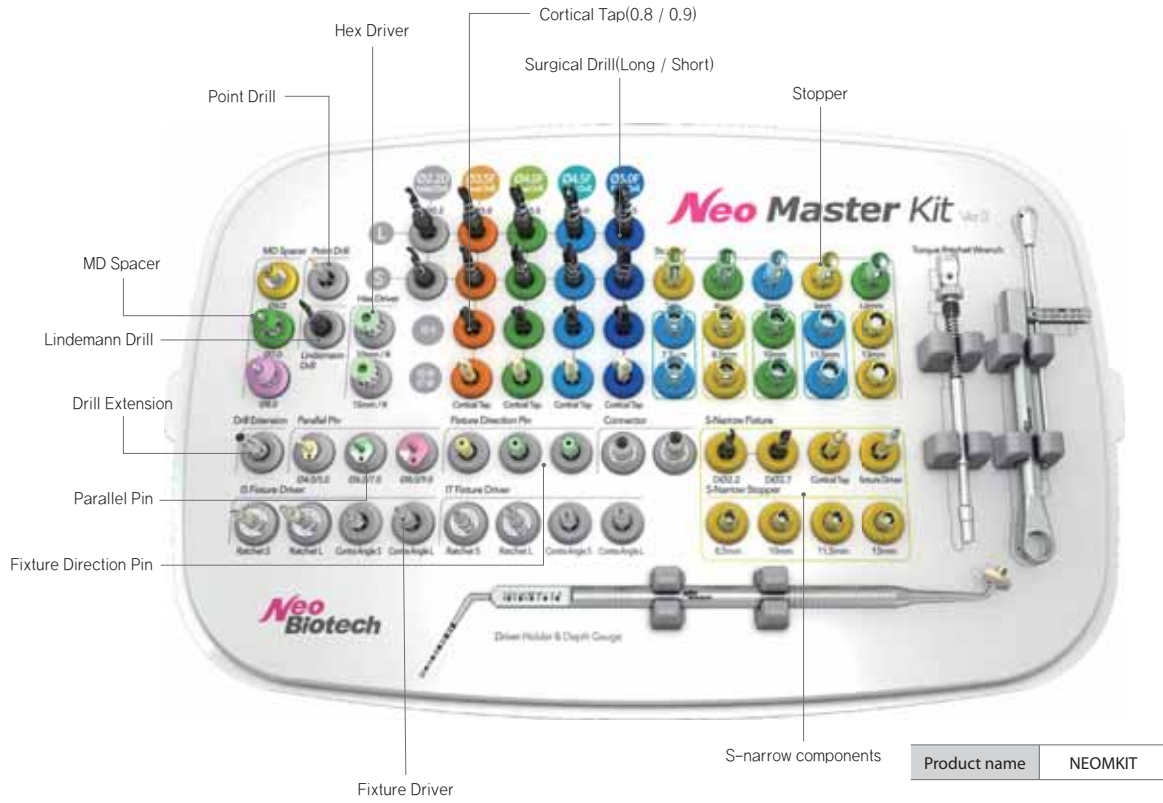
Contents

	Neo Master Kit	114
Surgical Kit	Neo Surgical Kit	122
	IS Full Kit	128
	S-Mini Kit	134
	S-Wide Kit	136
	S-Narrow Kit	138
	Neo NaviGuide Kit	140
	Neo NaviGuide Narrow Kit	150
	Neo Ridge Wider Kit	156
	Neo Surgical Accessory Kit	158
	Neo Prosthetic Kit	160
	Neo Prosthetic Planning Kit	164
	Neo PickCap Impression Kit	166

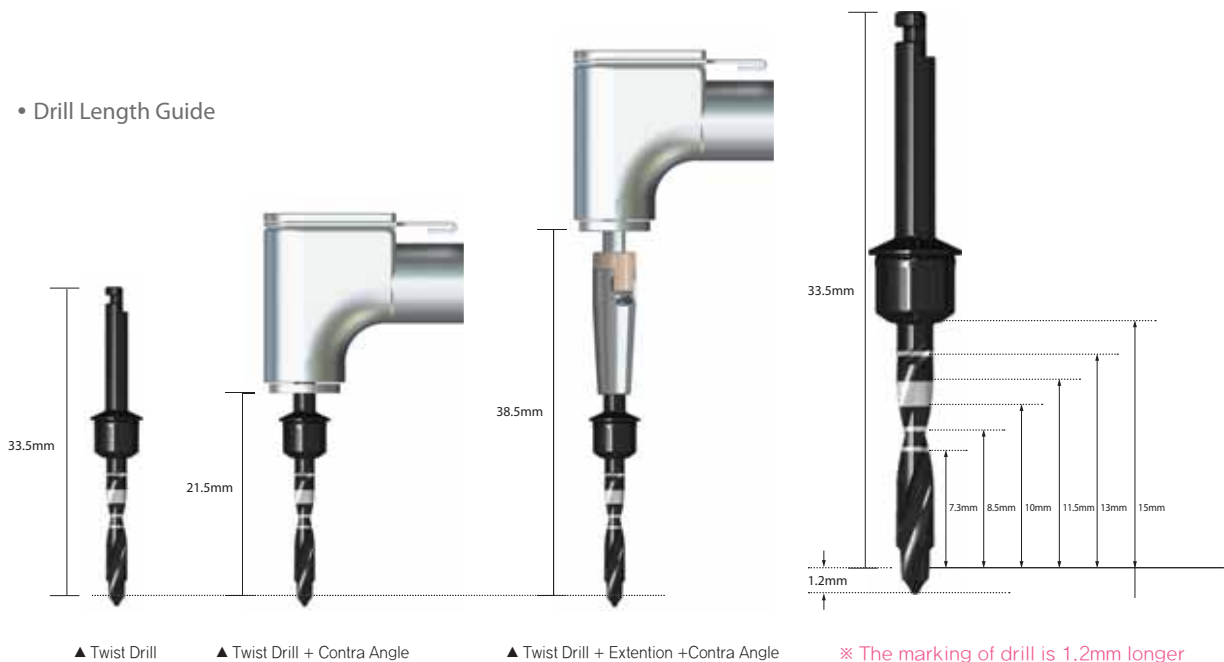


Neo Master Kit

This kit can be used to perform implant surgery for IS-III active, IS-II active, IT-III active.

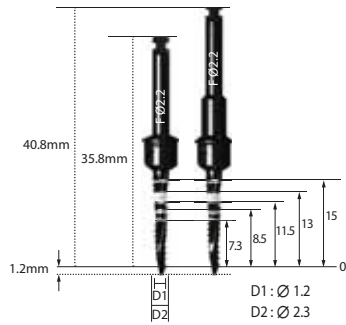


• Drill Length Guide



Neo Master Kit Components

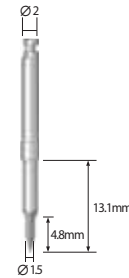
• Lindemann Drill



Diameter	Product name
Ø2.3	LDS23CS*
Ø2.3	LDS23CL*

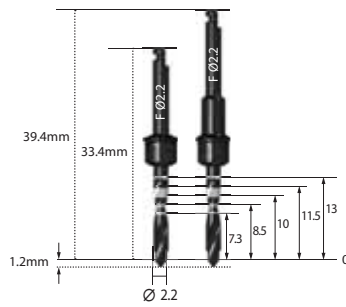
* Optional

• Point Drill



Diameter	Product name
Ø1.35	PD13

• Initial Drill



Diameter	Type	Product name
Ø2.2	Short	TSD22CS
Ø2.2	Long	TSD22CL

• Drill



Diameter	Type	Product name
Ø3.0	Short	TSD30CS
Ø3.0	Long	TSD30CL
Ø3.5	Short	TSD35CS
Ø3.5	Long	TSD35CL
Ø4.0	Short	TSD40CS
Ø4.0	Long	TSD40CL
Ø4.5	Short	TSD45CS
Ø4.5	Long	TSD45CL

• Stopper

Stopper	3.0	4.0	5.0	6.0	6.6	7.3	8.5	10.0	11.5	13
Drilling Length(mm)	4.2	5.2	6.2	7.2	7.8	8.5	9.7	11.2	12.7	14.2
Product name	DS030C	DS040C	DS050C	DS060C	DS066C	DS070C	DS085C	DS100C	DS115C	DS130C



* Only stopper included. Please order Stopper holder(DSHC) separately.

Neo Master Kit Components

• Cortical Tap (IS-II active)

Diameter	Product name
Ø3.5	CT38S08*
Ø4.0	CT43S08*
Ø4.5	CT45S08*
Ø5.0	CT50S08*

* Optional

• Cortical Tap (IS-III / IT-III active)

Diameter	Product name
Ø3.5	CT38S09*
Ø4.0	CT43S09*
Ø4.5	CT45S09*
Ø5.0	CT50S09*

* Optional

• IS Fixture Driver

Length	Product name
Ratchet (Short)	ISFD10R*
Ratchet (Long)	ISFD15R*
Contra Angle (Short)	ISFD05C*
Contra Angle (Long)	ISFD05CL*

* Optional

• IT Fixture Driver

Length	Product name
Ratchet (Short)	ITFDO31RS*
Ratchet (Long)	ITFDO31RL*
Contra Angle (Short)	ITFDO31S*
Contra Angle (Long)	ITFDO31L*

* Optional

• Connector

Length	Product name
Short	RC10
Long	RC15

• MD Spacer

Diameter	Product name
Ø4.0	MDS4025
Ø7.0	MDS7030
Ø8.0	MDS8030

* Only stopper included.
Please order MD Spacer holder(MDSH) separately.

• Direction Pin


Diameter	Product name
Ø3.6	DP36
Ø4.5	DP45

• MD Parallel Pin

Diameter	Product name
Ø4.0 / Ø5.0	MDPP4050
Ø6.0 / Ø7.0	MDPP6070
Ø8.0 / Ø9.0	MDPP8090

Neo Master Kit Components

• Hex Driver



Length	Product name
10mm	HD1210S
15mm	HD1215S

• Drill Extension



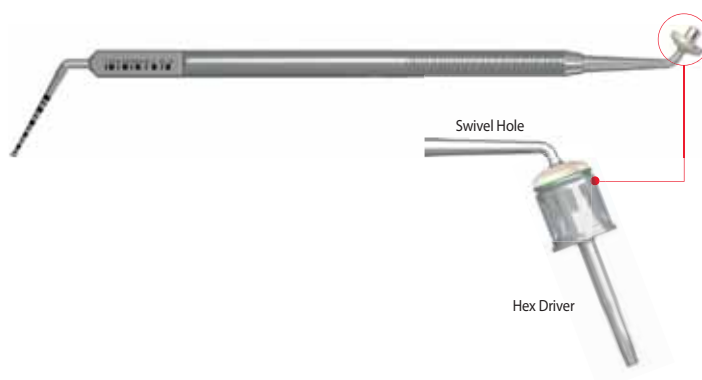
Product name	DE01
--------------	------

• Torque Ratchet



Product name	TW60
--------------	------

• Driver Holder & Depth Gauge



Product name	DHDG
--------------	------

Neo Master Kit Components


• S-narrow Surgical Drill



Diameter	Product name
Ø2.2	TSDS22CL*
Ø2.7	TSD27CL*

* Optional

• S-narrow Cortical Tap



Diameter	Product name
Ø3.2	CT32S09*

* Optional

• S-narrow Drill Stopper



Length(mm)	8.5	10	11.5	13
Product name	DS085CS*	DS100CS*	DS115CS*	DS130CS*

* Only stopper included.
Please order Stopper holder(DSHCS) separately.

• S-narrow Fixture Driver



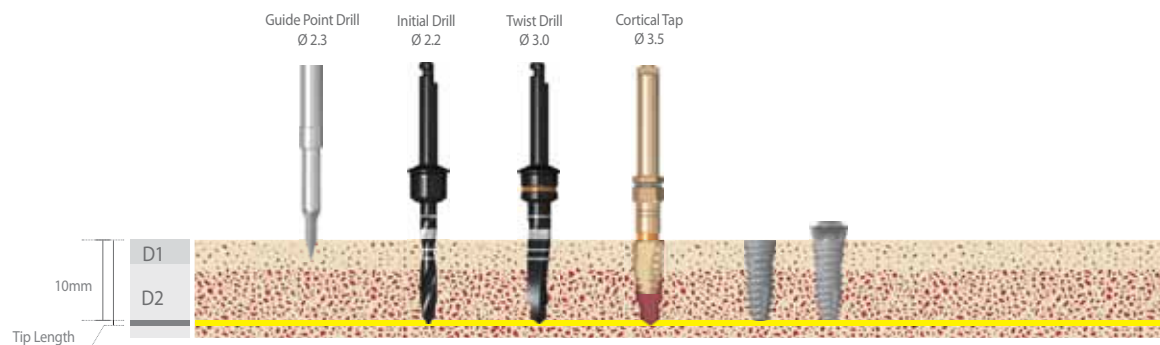
Diameter	Product name
Contra Angle	ISFDSNCL*

* Optional

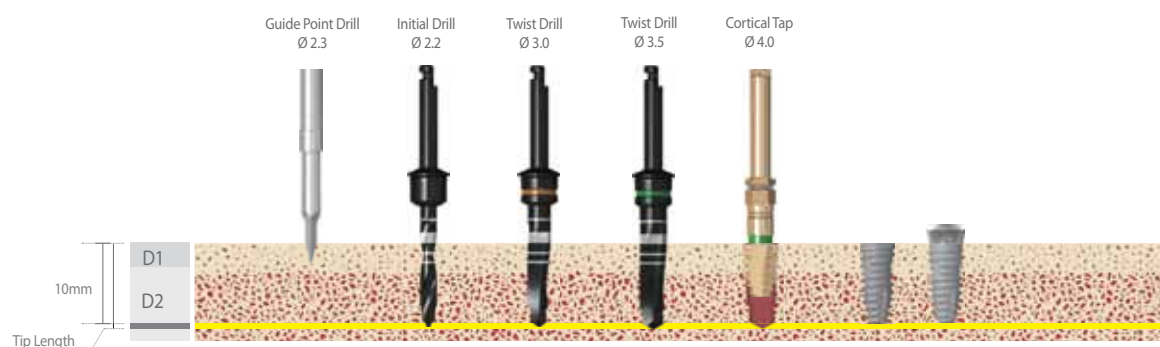
Neo Master Kit – Drilling Sequence

Drilling Speed & Torque

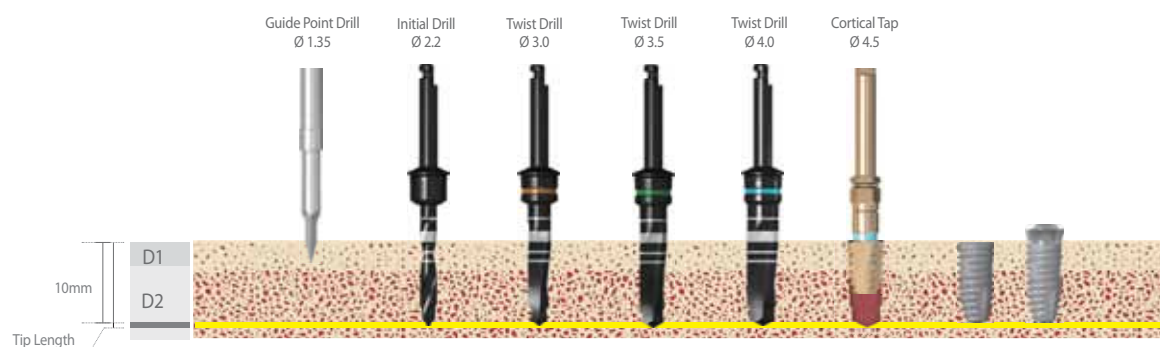
- *Guide Point Drill, Initial Drill, Twist Drill* : 1,200rpm / 35~45Ncm
Cortical Tap : 50rpm / 50Ncm
- IS-III active(IT-III active) Fixture $\varnothing 3.5$ X 10mm (D1/D2 bone)



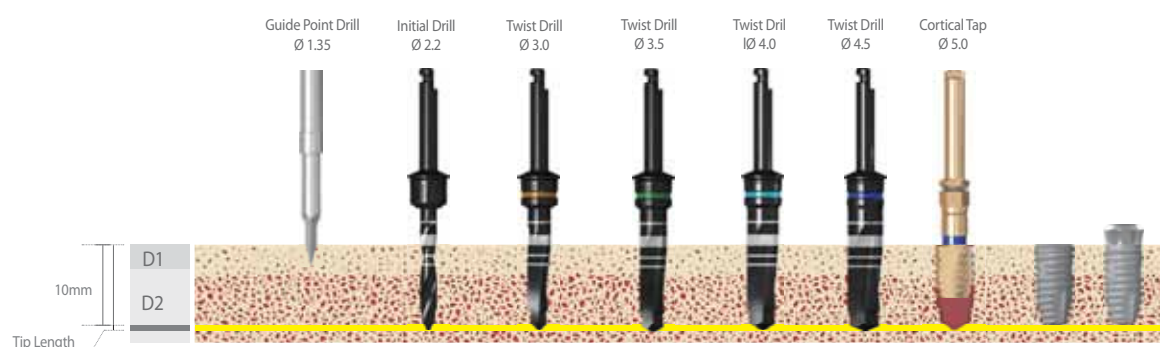
- IS-III active(IT-III active) Fixture $\varnothing 4.0$ X 10mm (D1/D2 bone)



- IS-III active(IT-III active) Fixture $\varnothing 4.5$ X 10mm (D1/D2 bone)



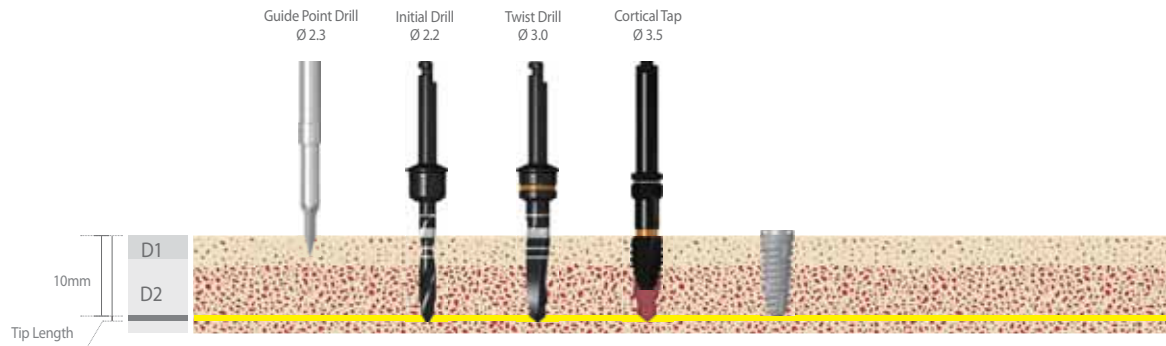
- IS-III active(IT-III active) Fixture $\varnothing 5.0$ X 10mm (D1/D2 bone)



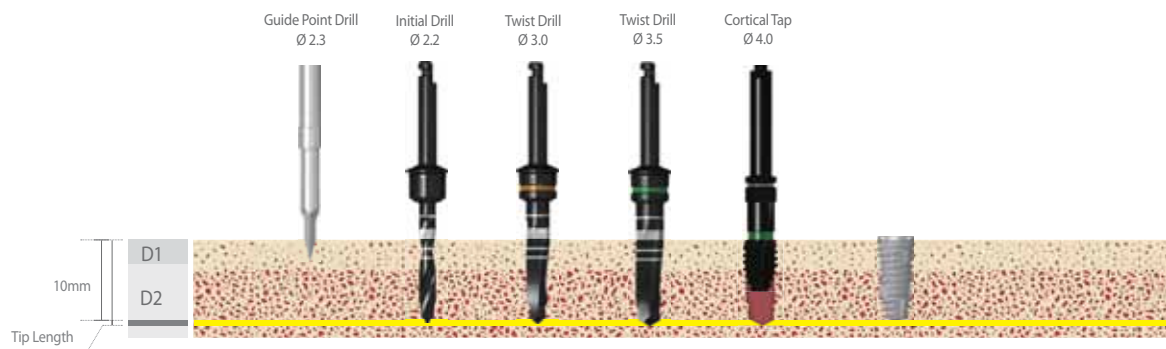
Neo Master Kit – Drilling Sequence

Drilling Speed & Torque

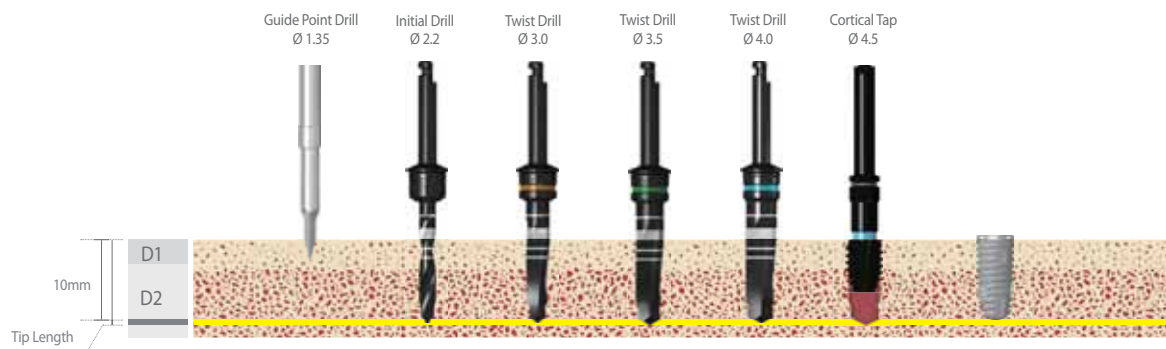
- *Guide Point Drill, Initial Drill, Twist Drill* : 1,200rpm / 35~45Ncm
- *Cortical Tap* : 50rpm / 50Ncm
- IS-II active Fixture $\varnothing 3.5$ X 10mm (D1/D2 bone)



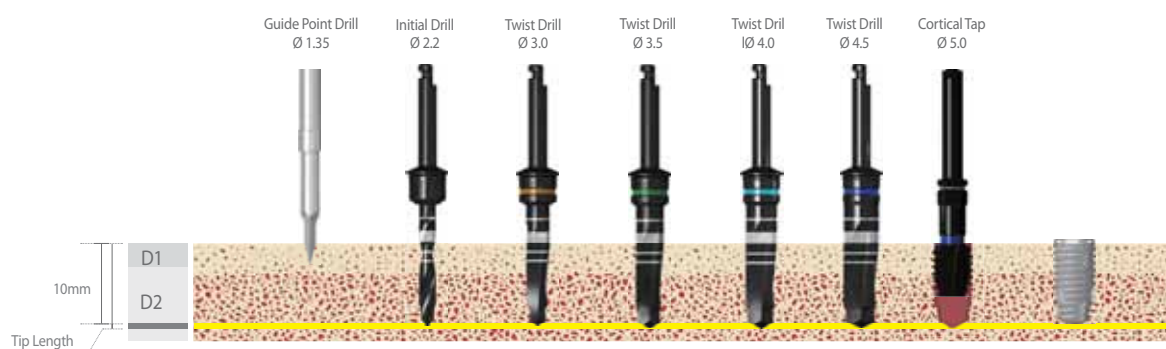
- IS-II active Fixture $\varnothing 4.0$ X 10mm (D1/D2 bone)



- IS-II active Fixture $\varnothing 4.5$ X 10mm (D1/D2 bone)



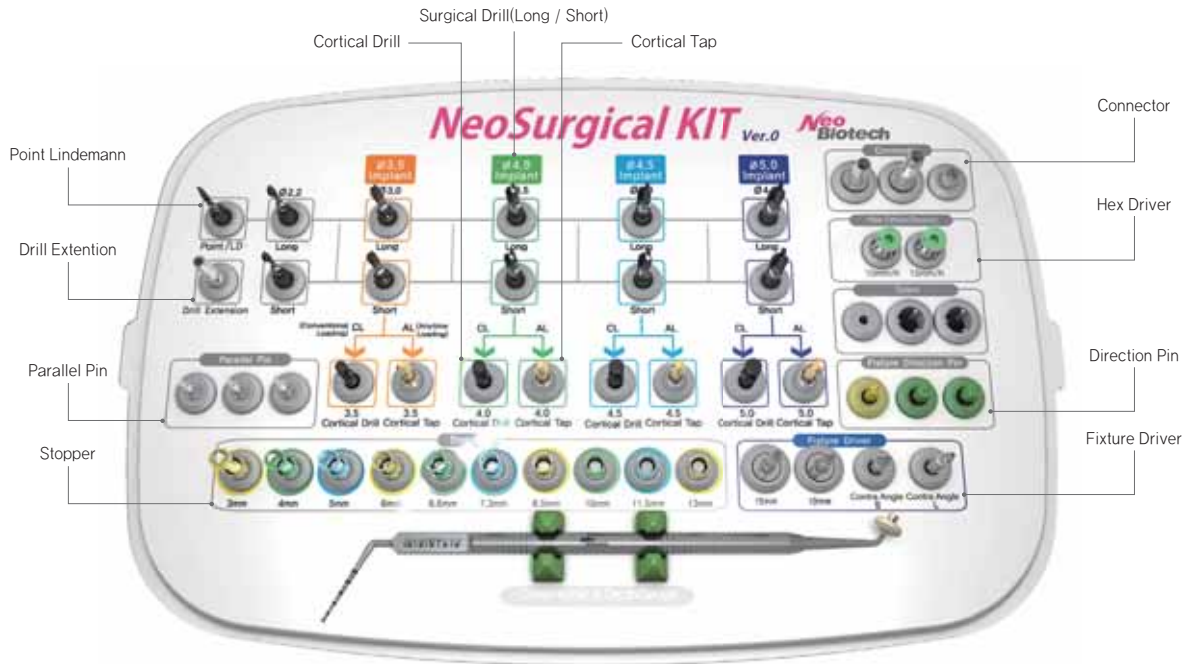
- IS-II active Fixture $\varnothing 5.0$ X 10mm (D1/D2 bone)



Neo Surgical Kit

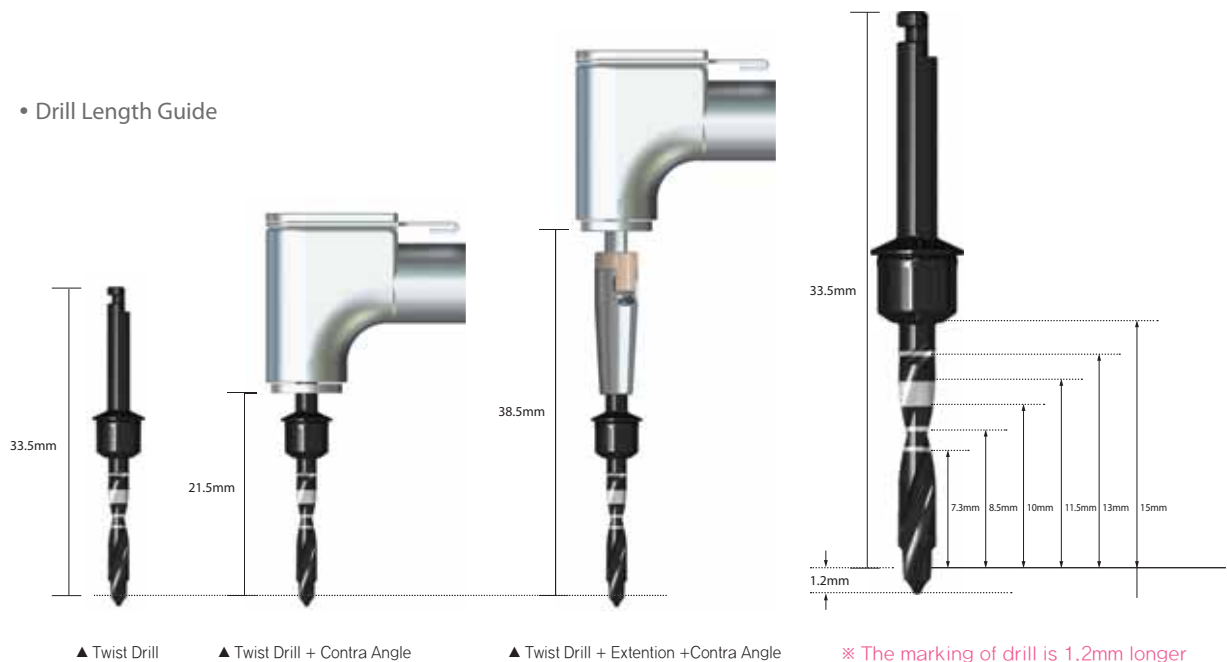
This kit can be used to perform implant surgery for IS-III active (Ø3.5~Ø5.0)

For S-Narrow(diameter Ø3.2)·S-Wide(diameter Ø5.5~Ø6.0) implant surgery, S-Narrow·S-Wide Kit additionally required



Product name	NEOSKIT
--------------	---------

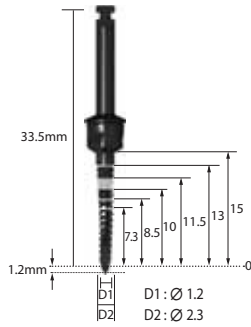
• Drill Length Guide



※ The marking of drill is 1.2mm longer than that of fixture length

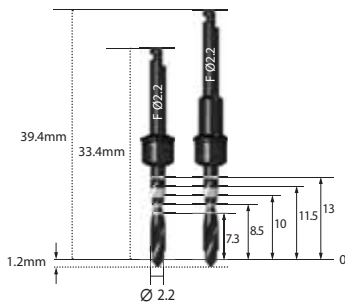
Neo Surgical Kit

• Point Lindemann Drill



Diameter	Product name
Ø2.3	LDS23CS

• Initial Drill



Diameter	Type	Product name
Ø2.2	Short	TSD22CS
Ø2.2	Long	TSD22CL

• Twist Drill



Diameter	Type	Product name
Ø3.0	Short	TSD30CS
Ø3.0	Long	TSD30CL
Ø3.5	Short	TSD35CS
Ø3.5	Long	TSD35CL
Ø4.0	Short	TSD40CS
Ø4.0	Long	TSD40CL
Ø4.5	Short	TSD45CS
Ø4.5	Long	TSD45CL

• Stopper


Stopper	3.0	4.0	5.0	6.0	6.6	7.3	8.5	10.0	11.5	13
Drilling Length(mm)	4.2	5.2	6.2	7.2	7.8	8.5	9.7	11.2	12.7	14.2
Product name	DS030C	DS040C	DS050C	DS060C	DS066C	DS070C	DS085C	DS100C	DS115C	DS130C



* Only stopper included. Please order Stopper holder(DSHC) separately.

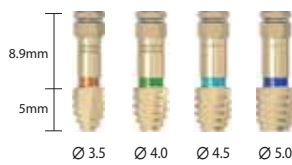
Neo Surgical Kit

• Cortical Drill



Diameter	Product name
Ø3.65	ISCD35F
Ø4.2	ISCD40F
Ø4.4	ISCD45F
Ø4.9	ISCD50F


• Cortical Tap (0.9 Pitch)



Diameter	Product name
Ø3.5	ISTD38S
Ø4.0	ISTD43S
Ø4.5	ISTD45S
Ø5.0	ISTD50S

* Only stopper included.
Please order Stopper holder(SGPTSH) separately.

• IS Fixture Driver



Length	Product name
Ratchet (Short)	ISFD10R
Ratchet (Long)	ISFD15R
Contra Angle (Short)	ISFD05C
Contra Angle (Long)	ISFD05CL

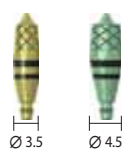
• Connector



Ratchet	
Length	Product name
Short	RC10
Long	RC15

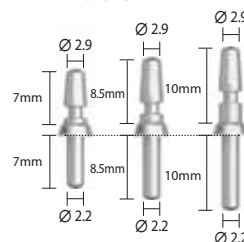
Contra Angle	
Product name	CAA00

• Direction Pin



Diameter	Product name
Ø 3.5	DPIS35C
Ø 4.5	DPIS45C

• Parallel Pin



Length	Product name
7.0 mm	PP07F
8.5 mm	PP08F
10.0 mm	PP10F

Neo Surgical Kit

• Hex Driver



Length	Product name
10mm	HD1210S
15mm	HD1215S

• Drill Extension




Product name	DE01
--------------	------

• Torque Ratchet



Product name	TW60
--------------	------

• Driver Holder & Depth Gauge



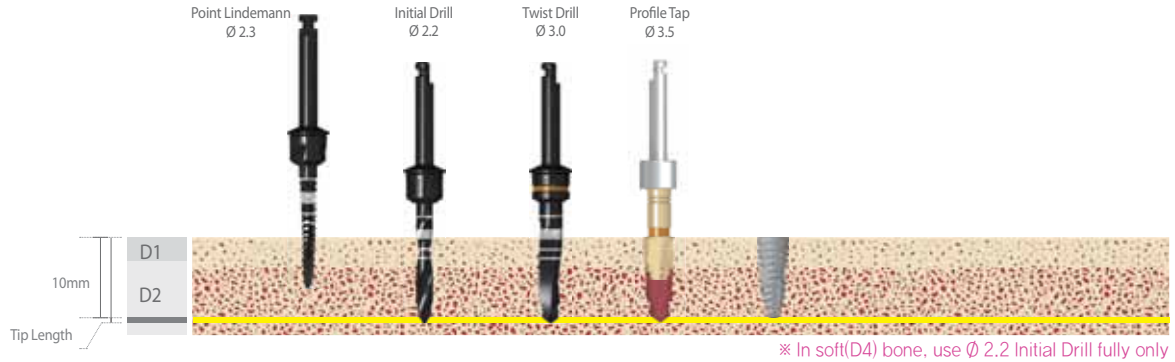
Product name	DHDG
--------------	------

Neo Surgical Kit - IS-III active Drilling Sequence


Drilling Speed & Torque

- Point Lindemann, Initial Drill, Twist Drill : 1,200rpm / 35~45Ncm
Cortical Tap / Profile Tap : 50rpm / 50Ncm
Cortical Drill : 1,200rpm / 35~45Ncm (Conventional Loading case)

- IS-III active Fixture $\varnothing 3.5$ X 10mm (D1/D2 bone)




- IS-III active Fixture $\varnothing 4.0$ X 10mm (D1/D2 bone)



- IS-III active Fixture $\varnothing 4.5$ X 10mm (D1/D2 bone)




- IS-III active Fixture $\varnothing 5.0$ X 10mm (D1/D2 bone)



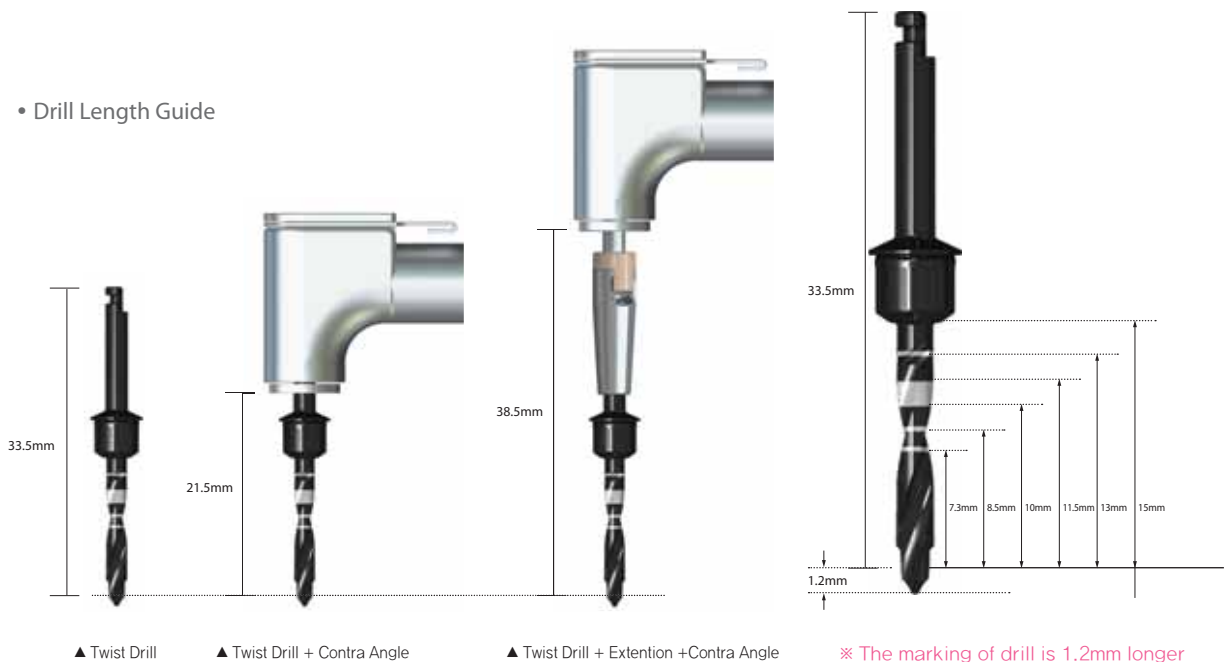
IS Full Kit

This kit can be used to perform implant surgery for IS-II active (Ø3.5~Ø5.0)
 For S-Wide(diameter Ø5.5~Ø6.0) implant surgery, S-Wide Kit additionally required



Product name	ISFKIT
--------------	--------

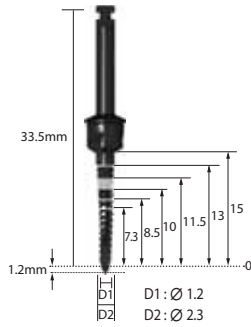
• Drill Length Guide



※ The marking of drill is 1.2mm longer than that of fixture length

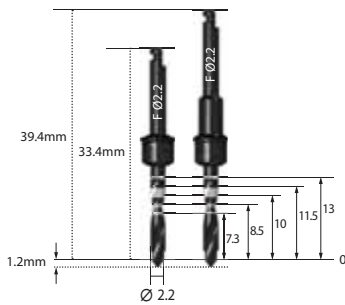
IS Full Kit Components

• Point Lindemann Drill



Diameter	Product name
Ø2.3	LDS23C

• Initial Drill



Diameter	Type	Product name
Ø2.2	Short	TSD22CS
Ø2.2	Long	TSD22CL

• Twist Drill



Diameter	Type	Product name
Ø3.0	Short	TSD30CS
Ø3.0	Long	TSD30CL
Ø3.5	Short	TSD35CS
Ø3.5	Long	TSD35CL
Ø4.0	Short	TSD40CS
Ø4.0	Long	TSD40CL
Ø4.5	Short	TSD45CS
Ø4.5	Long	TSD45CL

• Stopper


Stopper	3.0	4.0	5.0	6.0	6.6	7.3	8.5	10.0	11.5	13
Drilling Length(mm)	4.2	5.2	6.2	7.2	7.8	8.5	9.7	11.2	12.7	14.2
Product name	DS030C	DS040C	DS050C	DS060C	DS066C	DS070C	DS085C	DS100C	DS115C	DS130C

* Only stopper included. Please order Stopper holder separately.




IS Full Kit Components

• Cortical Drill



Diameter	Product name
Ø3.65	ISCD35F
Ø4.2	ISCD40F
Ø4.4	ISCD45F
Ø4.9	ISCD50F


• Cortical Tap (0.8 Pitch)



Diameter	Product name
Ø3.5	PTAP35FS
Ø4.0	PTAP40FS
Ø4.5	PTAP45FS
Ø5.0	PTAP50FS


* Only stopper included.
Please order Tap holder(SGPTSH) separately.

• IS Fixture Driver



Length	Product name
Ratchet (Short)	ISFD10R
Ratchet (Long)	ISFD15R
Contra Angle (Short)	ISFD05C
Contra Angle (Long)	ISFD05CL

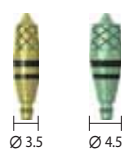
• Connector



Ratchet	
Length	Product name
Short	RC10
Long	RC15

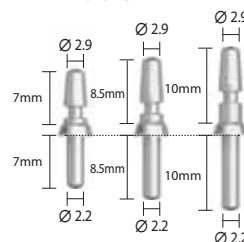
Contra Angle	
Product name	CAA00

• Direction Pin



Diameter	Product name
Ø 3.5	DPIS35C
Ø 4.5	DPIS45C


• Parallel Pin



Length	Product name
7.0 mm	PP07F
8.5 mm	PP08F
10.0 mm	PP10F

IS Full Kit Components

• Hex Driver



Length	Product name
10mm	HD1210S
15mm	HD1215S

• Drill Extension



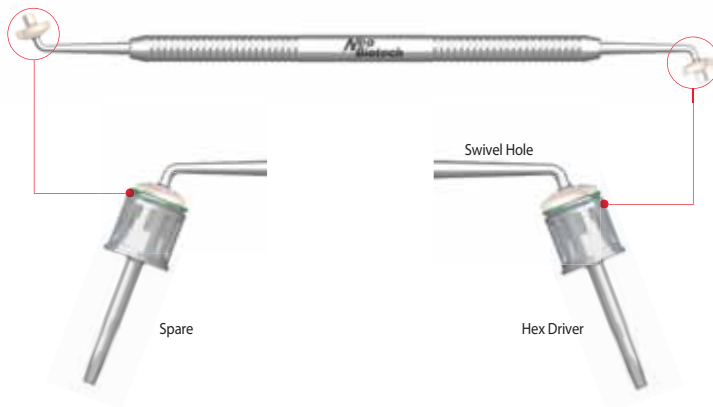
Product name	DE01
--------------	------

• Torque Ratchet



Product name	TW60
--------------	------

• Driver Holder



Product name	DH01
--------------	------

• Depth gauge



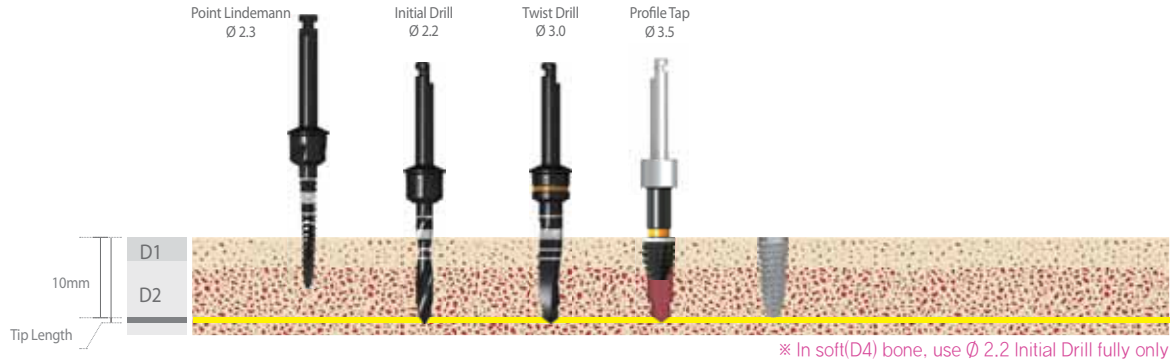
Product name	DG17
--------------	------

IS Full Kit - IS-II active, IS-II Drilling Sequence


Drilling Speed & Torque

- Point Lindemann, Initial Drill, Twist Drill : 1,200rpm / 35~45Ncm
Cortical Tap / Profile Tap : 50rpm / 50Ncm
Cortical Drill : 1,200rpm / 35~45Ncm (Conventional Loading case)

- IS-II active Fixture $\varnothing 3.5$ X 10mm (D1/D2 bone)




- IS-II active Fixture $\varnothing 4.0$ X 10mm (D1/D2 bone)



- IS-II active Fixture $\varnothing 4.5$ X 10mm (D1/D2 bone)

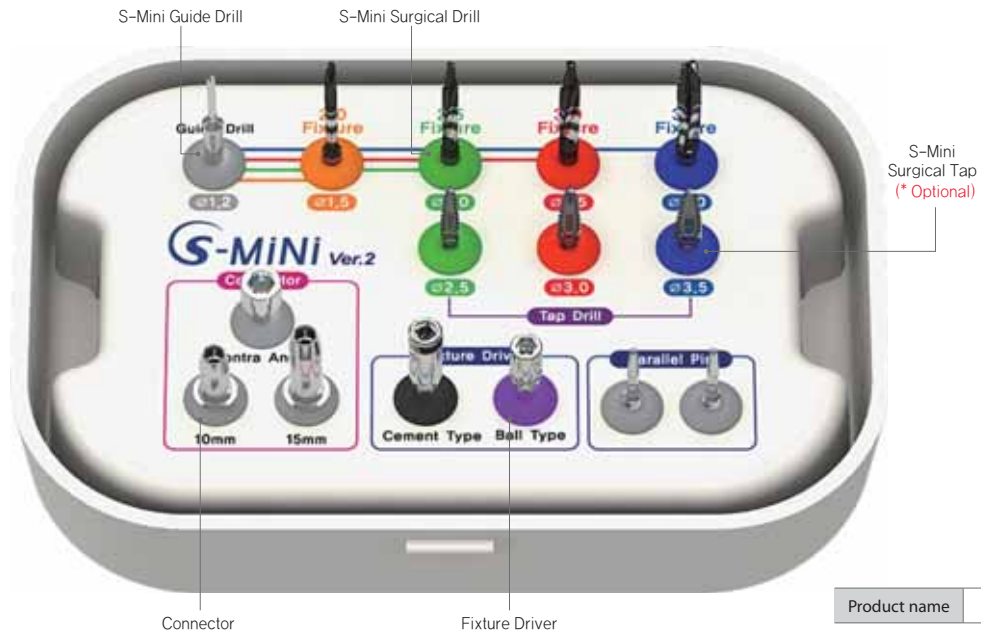


- IS-II active Fixture $\varnothing 5.0$ X 10mm (D1/D2 bone)




S-Mini Kit

This kit can be used to perform implant surgery for S-Mini ($\varnothing 2.5\sim\varnothing 3.5$).




Product name	SMKIT
--------------	-------

• S-Mini Guide Drill



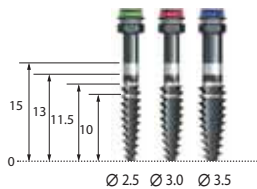
Product name	MGD12
--------------	-------

• S-Mini Twist Surgical Drill



Diameter	Product name
$\varnothing 1.5$	MSD15
$\varnothing 2.0$	MSD20
$\varnothing 2.5$	MSD25
$\varnothing 3.0$	MSD30

• S-Mini Surgical Tap



Diameter	Product name
$\varnothing 2.5$	MTD25*
$\varnothing 3.0$	MTD30*
$\varnothing 3.5$	MTD35*

* Optional

• Connector



Length	Product name
Ratchet (Short)	RC10*
Ratchet (Long)	RC15
Contra Angle	CAA00

* Optional

• Fixture Driver



Type	Product name
Cement	ISQD20
Ball	BADH24

• Parallel Pin



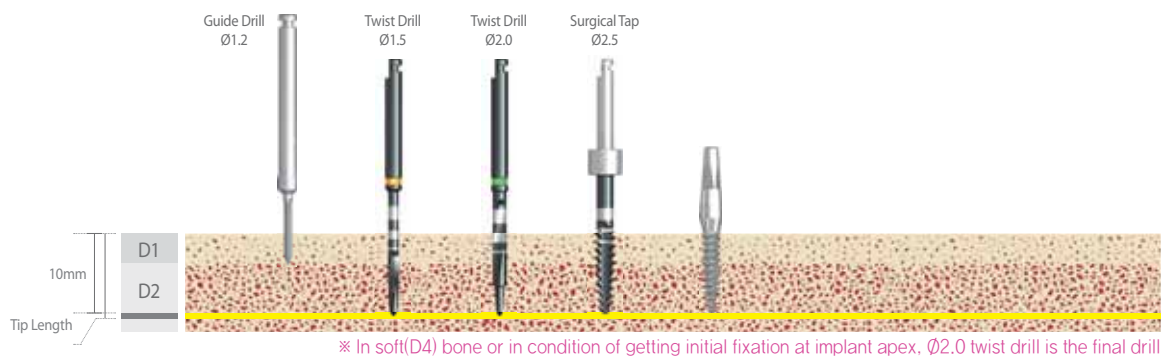
Product name	MPP10
--------------	-------

S-Mini Kit - Drilling Sequence

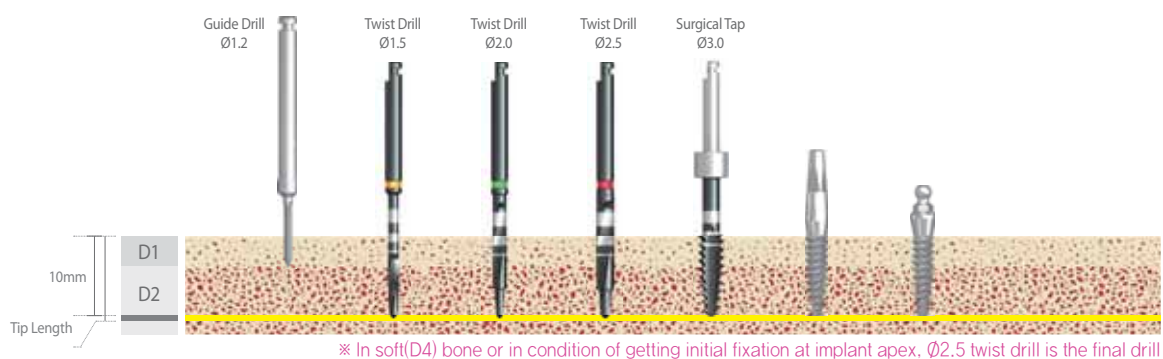
Drilling Speed & Torque

- *Pguide Drill, Twist Drill* : 1,200rpm / 35~45Ncm
- *Tap Drill* : 50rpm / 50Ncm

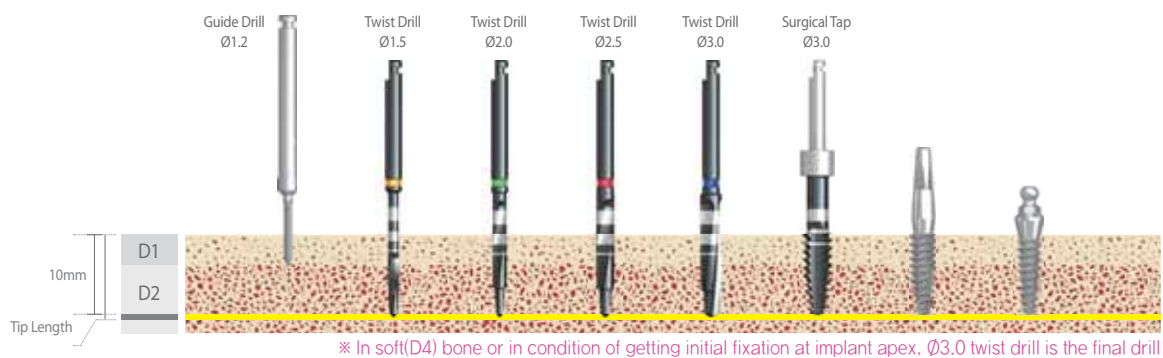
- S-mini Fixture $\varnothing 2.5$ X 10mm (D1/D2 bone)



- S-mini Fixture $\varnothing 3.0$ X 10mm (D1/D2 bone)

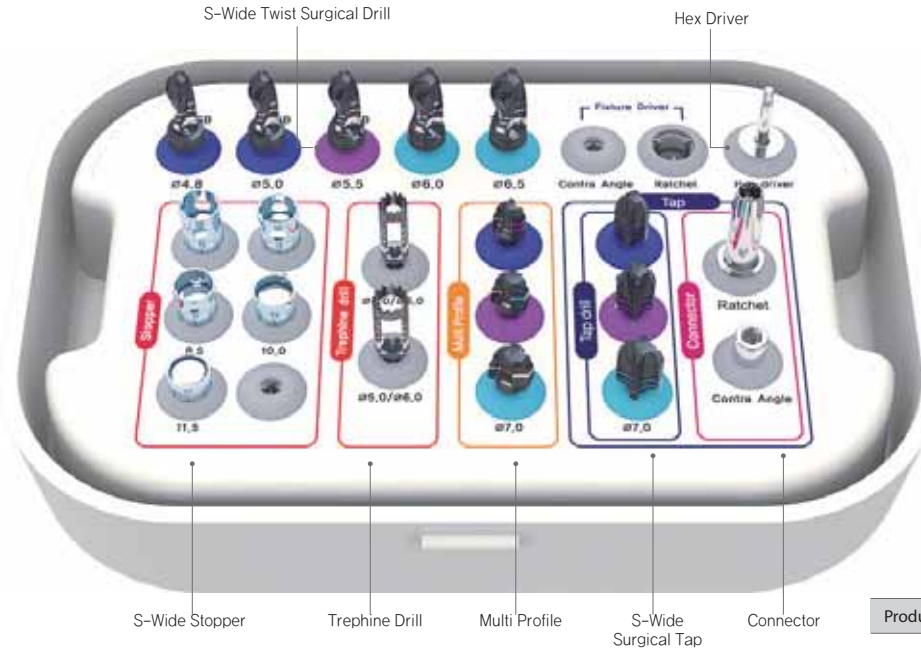


- S-mini Fixture $\varnothing 3.5$ X 10mm (D1/D2 bone)



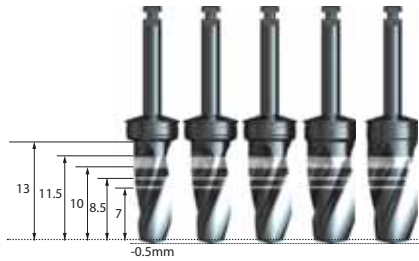
S-Wide Kit

This kit can be used to perform implant surgery for IS-III active(Ø5.5~Ø6.0), IS-II active(Ø5.5~Ø7.0), IT-III active Wide neck (Ø5.5~Ø6.0), EB S-Wide(Ø5.5~Ø6.0).



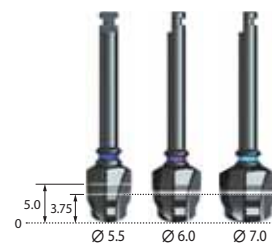
Product name	SWKIT
--------------	-------

• S-Wide Twist Surgical Drill




Diameter	Product name
Ø4.8	TSD48
Ø5.0	TSD50
Ø5.5	TSD55
Ø6.0	TSD60
Ø6.5	TSD65

• S-Wide Multi Profile



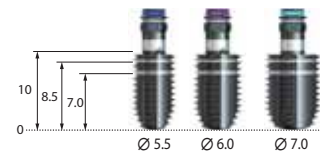
Diameter	Product name
Ø5.5	MP55
Ø6.0	MP60
Ø7.0	MP70

• Trepine Drill



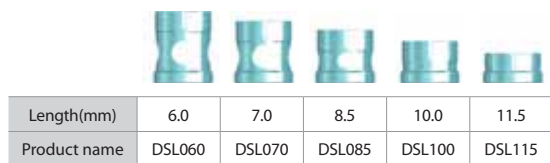
Diameter	Product name
Ø4.0 / Ø5.0	TB40
Ø5.0 / Ø6.0	TB50

• S-Wide Surgical Tap



Diameter	Product name
Ø5.5	TD55
Ø6.0	TD60
Ø7.0	TD70

• S-Wide Drill Stopper



Length(mm)	6.0	7.0	8.5	10.0	11.5
Product name	DSL060	DSL070	DSL085	DSL100	DSL115

* Only stopper included. Please order Stopper holder(DSHL) separately.

• Hex Driver



Type	Product name
1.2Hex	HD1212s

• Connector



Type	Product name
Ratchet	RC10
Contra Angle	CAA00


S-Narrow Kit

This kit can be used to perform implant surgery for IS-III active(Ø3.2).



Kit Tray Top	CSTKITTRAY1
Kit Tray Middle	SNKITTRAY2
Kit Tray Bottom	CSTKITTRAY3

• Point Drill



Diameter	Product name
Ø1.35	PD13

• Surgical Drill



Diameter	Product name
Ø2.2	TSD522CL
Ø2.7	TSD27CL

• Drill Stopper



Length(mm)	8.5	10	11.5	13
Product name	DS085CS	DS100CS	DS115CS	DS130CS


* Only stopper included. Please order Stopper holder(DSHCS) separately.

• Drill Extension



Product name	DE01
--------------	------

• Cortical Tap



Diameter	Product name
Ø3.2	CT32S09

• Cortical Drill



Diameter	Product name
Ø3.1	ISCD32

S-Narrow Kit

• Direction Pin



Ø3.6

Diameter	Product name
Ø3.6	DP36

• Fixture Driver



Length	Product name
Ratchet	ISFDSNRL
Contra Angle	ISFDSNCL

• Hex Driver




15mm

Hex
1.2

Length	Product name
15mm	HD1215S

• Connector



15mm

Long

Length	Product name
Long	RC15S

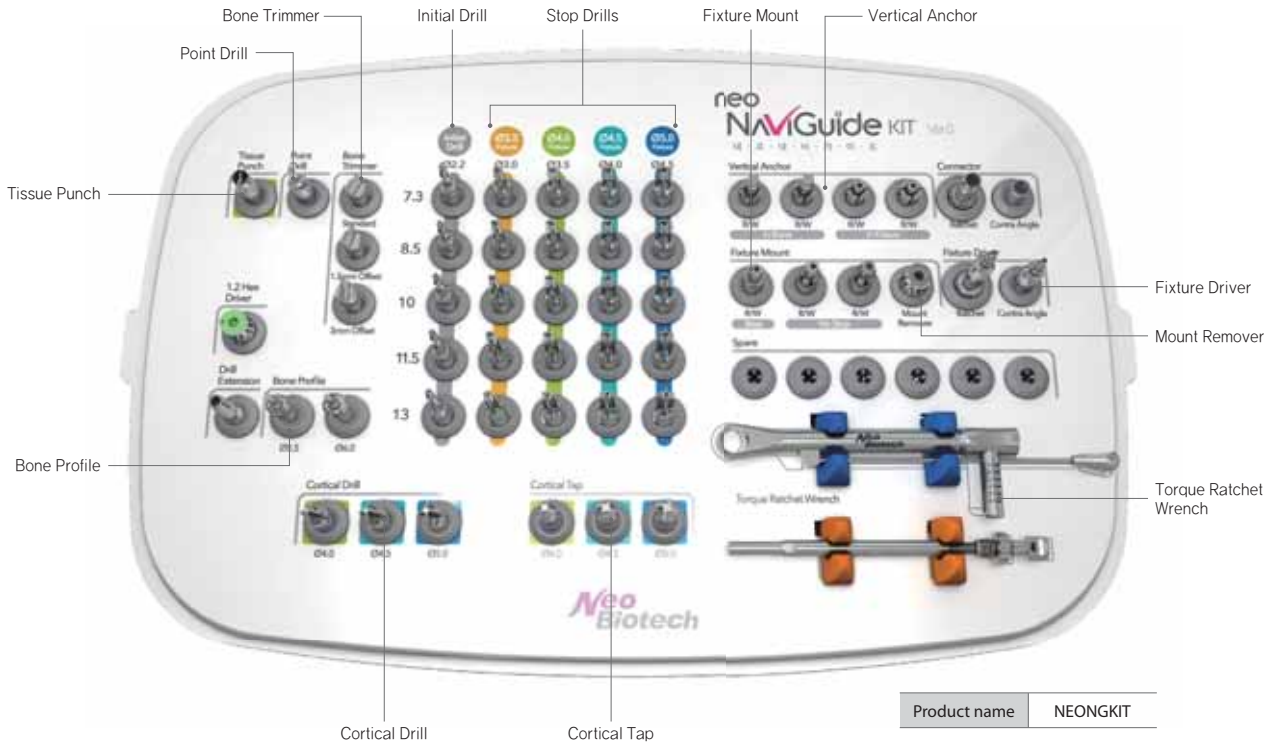
• Torque Ratchet



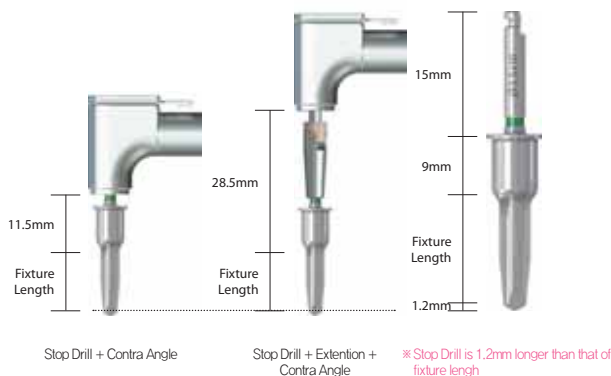
Product name	TW60

Neo NaviGuide Kit

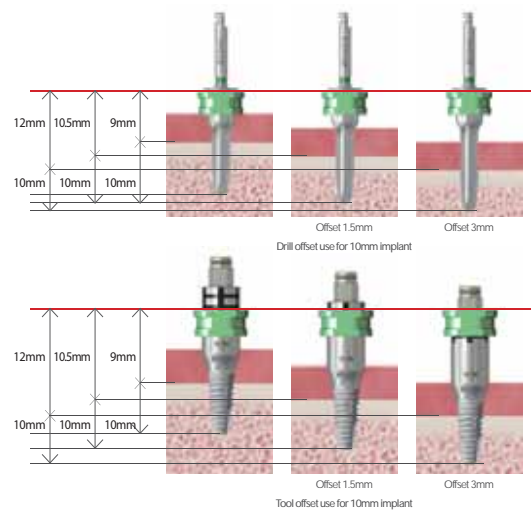
This kit can be used to perform surgical guide implant surgery for IS-II active , IS-III active (Ø3.5~Ø5.0) For R/W sleeve , R/W C sleeve



• Drill Length Guide

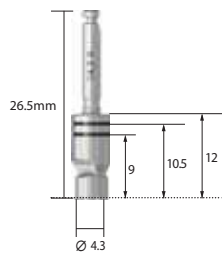


• Sleeve Offset Guide



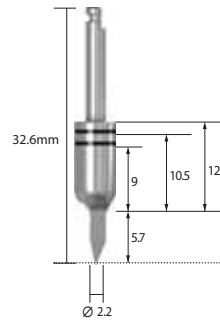
Neo NaviGuide Kit

• Tissue Punch




Diameter	Product name
Ø4.3	NGTP43R

• Point Drill



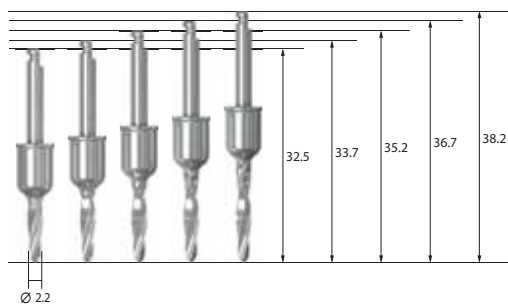
Diameter	Product name
Ø2.2	NGPD22

• Bone Trimmer



Diameter	Type	Product name
Ø5.1	Standard	NGBT00
Ø5.1	1.5mm offset	NGBT15
Ø5.1	3.0mm offset	NGBT30


• Ø2.2 Initial Drill



Diameter	Length	Product name
Ø2.2	7.3	NGTWD2207
Ø2.2	8.5	NGTWD2208
Ø2.2	10	NGTWD2210
Ø2.2	11.5	NGTWD2211
Ø2.2	13	NGTWD2213


Neo NaviGuide Kit

• Ø3.0 Stop Drill




Diameter	Length	Product name
Ø3.0	7.3	NGTD3007
Ø3.0	8.5	NGTD3008
Ø3.0	10	NGTD3010
Ø3.0	11.5	NGTD3011
Ø3.0	13	NGTD3013

• Ø3.5 Stop Drill



Diameter	Length	Product name
Ø3.5	7.3	NGTD3507
Ø3.5	8.5	NGTD3508
Ø3.5	10	NGTD3510
Ø3.5	11.5	NGTD3511
Ø3.5	13	NGTD3513


• Ø4.0 Stop Drill



Diameter	Length	Product name
Ø4.0	7.3	NGTD4007
Ø4.0	8.5	NGTD4008
Ø4.0	10	NGTD4010
Ø4.0	11.5	NGTD4011
Ø4.0	13	NGTD4013


Neo NaviGuide Kit

• Ø4.5 Stop Drill



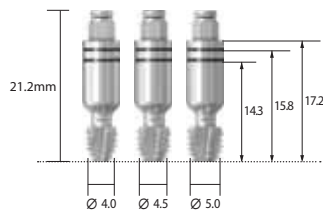
Diameter	Length	Product name
Ø4.5	7.3	NGTD4507
Ø4.5	8.5	NGTD4508
Ø4.5	10	NGTD4510
Ø4.5	11.5	NGTD4511
Ø4.5	13	NGTD4513

• Cortical Drill



Diameter	Product name
Ø4.2	NGCD40F
Ø4.4	NGCD45F
Ø4.9	NGCD50F

• Cortical Tap (IS-II Active)



Diameter	Product name
Ø4.0	NGISCT40R
Ø4.5	NGISCT45R
Ø5.0	NGISCT50W

Neo NaviGuide Kit

• Vertical Anchor



Type	Product name
In Bone	SGVABRW

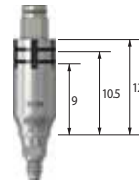


Type	Product name
In Fixture	SGISVAFRW

• Fixture Mount



Type	Product name
Stop	SGISFARW




Type	Product name
No Stop	SGISFAN30

• Fixture Driver



Type	Product name
Ratchet	NGISFDR



Type	Product name
Contra Angle	NGISFDCA

Neo NaviGuide Kit

• Connector



Type	Product name
Ratchet	SGRC10




Type	Product name
Contra Angle	SGCAC00

• Mount Remover



Product name	Product name
SGFART20	SGFART20

• Hex Driver



Product name	Product name
HD1215S	HD1215S

• Drill Extension



Product name	Product name
DE01	DE01

• Bone Profile



Diameter	Product name
Ø5.5	ISBP55
Ø6.0	ISBP60

Neo NaviGuide Kit


- Torque Ratchet



Product name	TW60
--------------	------

Option

- Cortical Tap (IS-III Active)



Diameter	Product name
Ø4.0	NGISCT40RS
Ø4.5	NGISCT45RS
Ø5.0	NGISCT50WS

- Surgical Guide Sleeve



Type	Product name
R/W Sleeve	SGS70RW



Type	Product name
R/W C-Sleeve	CSGS70RW

- Surgical Guide IS Lab Analog



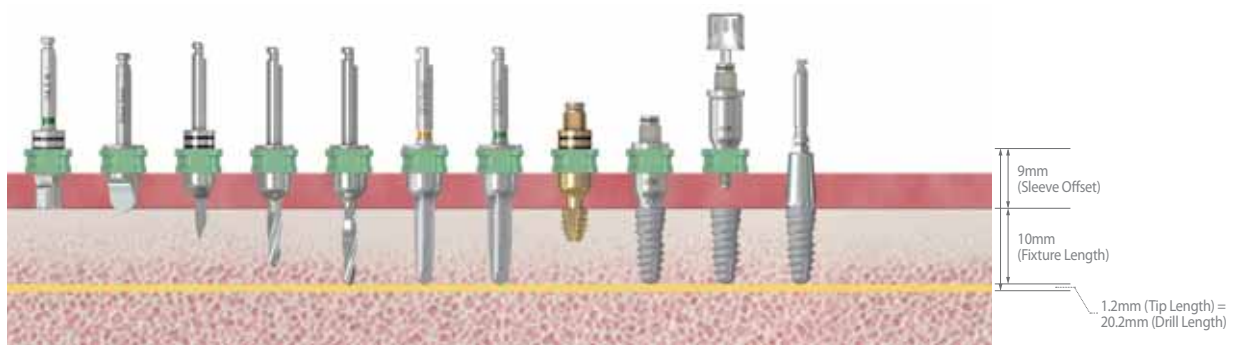
Product name	SGISLA500
--------------	-----------

Neo NaviGuide Kit Drilling Sequence

Tissue Punch, Bone Trimmer, PontDrill, Initial Drill : 1,200rpm /35~45Ncm

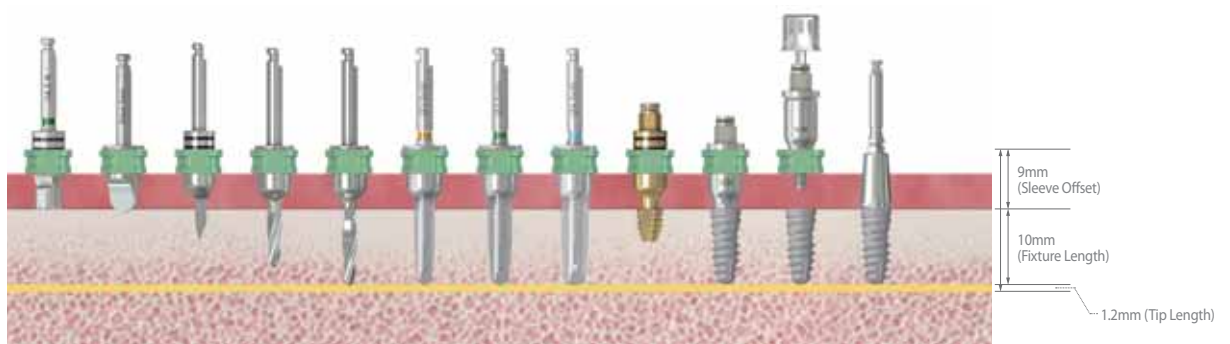
- Stop Drill : 50~100 rpm / 35~45Ncm (Option : 1,200rpm / 35~45Ncm)
- Cortical Tap :50rpm / 50Ncm
- Cortical Drill :50rpm / 50Ncm (Conventional loading case)
- IS-III active Fixture $\varnothing 4.0 \times 10\text{mm}$ / Offset 0mm (D1/D2bone)

$\varnothing 4.3$	Bone	$\varnothing 2.2$	$\varnothing 2.2$	$\varnothing 2.2$	$\varnothing 3.0$	$\varnothing 3.5$	$\varnothing 4.0$	Fixture Stop	Mount	Bone
Tissue Punch	Trimmer Standard	Point Drill	7.3mm Drill	10mm Drill	10mm Drill	10mm Drill	Cortical Tap	Mount	Remover	Profile



- IS-III active Fixture $\varnothing 4.5 \times 10\text{mm}$ / Offset 0mm (D1/D2bone)

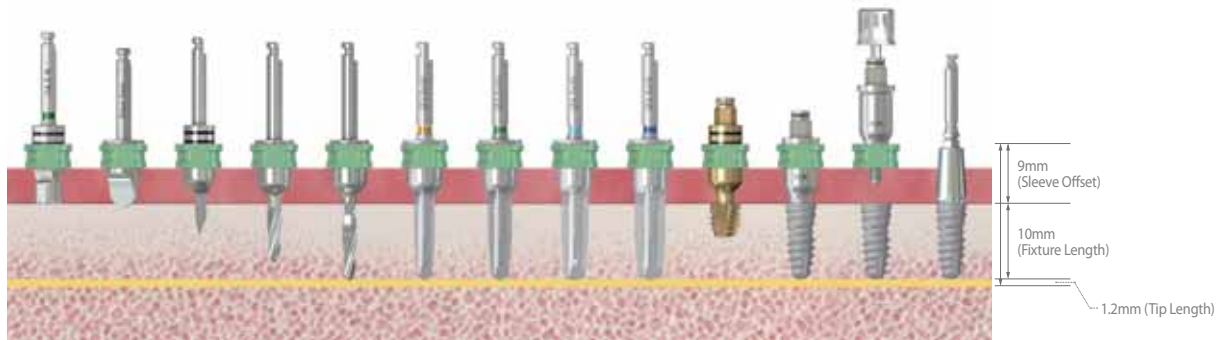
$\varnothing 4.3$	Bone	$\varnothing 2.2$	$\varnothing 2.2$	$\varnothing 2.2$	$\varnothing 3.0$	$\varnothing 3.5$	$\varnothing 4.0$	$\varnothing 4.0$	Fixture Stop	Mount	Bone
Tissue Punch	Trimmer Standard	Point Drill	7.3mm Drill	10mm Drill	10mm Drill	10mm Drill	Cortical Tap	Cortical Tap	Mount	Remover	Profile



Neo NaviGuide Kit Drilling Sequence

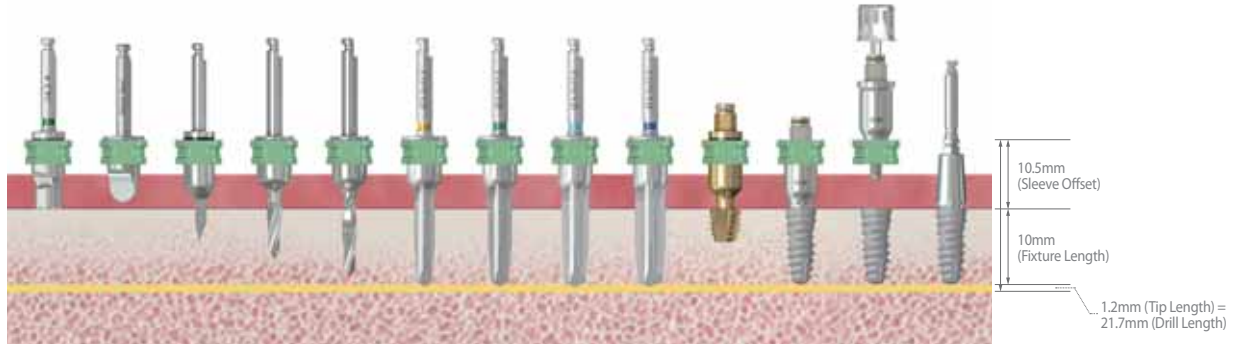
• IS-III active Fixture $\varnothing 5.0 \times 10\text{mm}$ / Offset 0mm (D1/D2bone)

$\varnothing 4.3$	Bone	$\varnothing 2.2$	$\varnothing 2.2$	$\varnothing 2.2$	$\varnothing 3.0$	$\varnothing 3.5$	$\varnothing 4.0$	$\varnothing 4.5$	$\varnothing 5.0$	Fixture Stop	Mount	Bone
Tissue Punch	Trimmer Standard	Point Drill	7.3mm Drill	10mm Drill	10mm Drill	10mm Drill	10mm Drill	10mm Drill	Cortical Tap	Mount	Remover	Profile



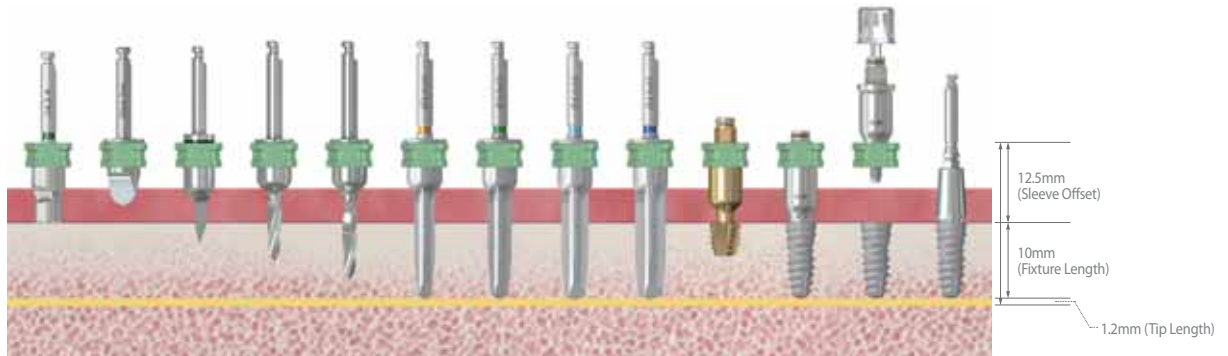
• IS-III active Fixture $\varnothing 5.0 \times 10\text{mm}$ / Offset 1.5mm (D1/D2bone)

$\varnothing 4.3$	Bone	$\varnothing 2.2$	$\varnothing 2.2$	$\varnothing 2.2$	$\varnothing 3.0$	$\varnothing 3.5$	$\varnothing 4.0$	$\varnothing 4.5$	$\varnothing 5.0$	Fixture Stop	Mount	Bone
Tissue Punch	Trimmer Standard	Point Drill	7.3mm Drill	10mm Drill	11.5mm Drill	11.5mm Drill	11.5mm Drill	11.5mm Drill	Cortical Tap	Mount	Remover	Profile




• IS-III active Fixture $\varnothing 5.0 \times 10\text{mm}$ / Offset 3.0mm (D1/D2bone)

$\varnothing 4.3$	Bone	$\varnothing 2.2$	$\varnothing 2.2$	$\varnothing 2.2$	$\varnothing 3.0$	$\varnothing 3.5$	$\varnothing 4.0$	$\varnothing 4.5$	$\varnothing 5.0$	Fixture Stop	Mount	Bone
Tissue Punch	Trimmer Standard	Point Drill	7.3mm Drill	10mm Drill	13mm Drill	13mm Drill	13mm Drill	13mm Drill	Cortical Tap	Mount	Remover	Profile

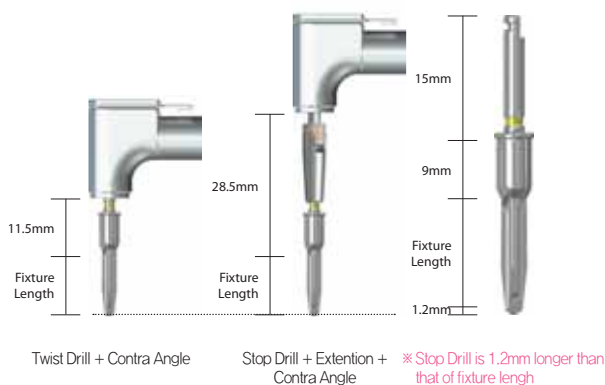


Neo NaviGuide Narrow Kit

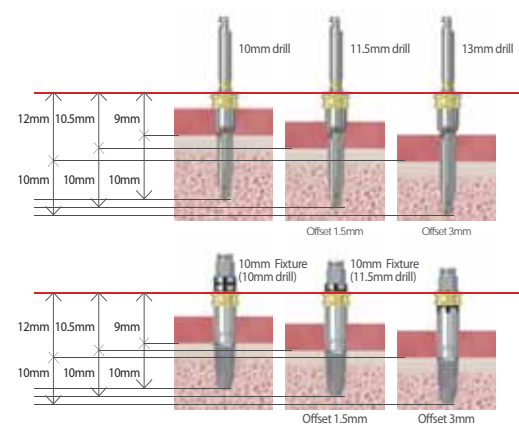
This kit can be used to perform surgical guide implant surgery for IS-II Active, IS-III active(Ø3.5) For N sleeve



• Drill Length Guide

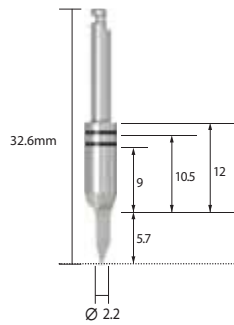


• Sleeve Offset Guide




Neo NaviGuide Narrow Kit

• Point Drill




Diameter	Product name
Ø2.2	NGPD22N

• Ø2.2 Initial Drill



Diameter	Length	Product name
Ø2.2	8.5	NGTWD2208N
Ø2.2	10	NGTWD2210N
Ø2.2	11.5	NGTWD2211N
Ø2.2	13	NGTWD2213N
Ø2.2	14.5	NGTWD2214N

• Ø3.0 Stop Drill



Diameter	Length	Product name
Ø3.0	8.5	NGTD3008N
Ø3.0	10	NGTD3010N
Ø3.0	11.5	NGTD3011N
Ø3.0	13	NGTD3013N
Ø3.0	14.5	NGTD3014N

Neo NaviGuide Narrow Kit

• Cotical Tap

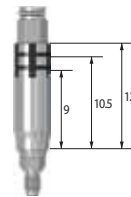


Type	Product name
IS-II	NGISCT35N
IS-III	NGISCT35NS

• Fixture Mount




Type	Product name
Stop	SGISFAN

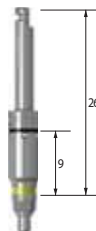


Type	Product name
No Stop	SGISFAN30

• Fixture Driver



Type	Product name
Ratchet	NGISFDRN



Type	Product name
Contra Angle	NGISFDCAN

Neo NaviGuide Narrow Kit

• Connector



Type	Product name
Ratchet	SGRC10



Type	Product name
Contra Angle	SGCAC00

• Drill Extension



Product name	DE01

Option

• Surgical Guide Sleeve



Type	Product name
N Sleeve	SGS55N

• Surgical Guide IS Lab Analog



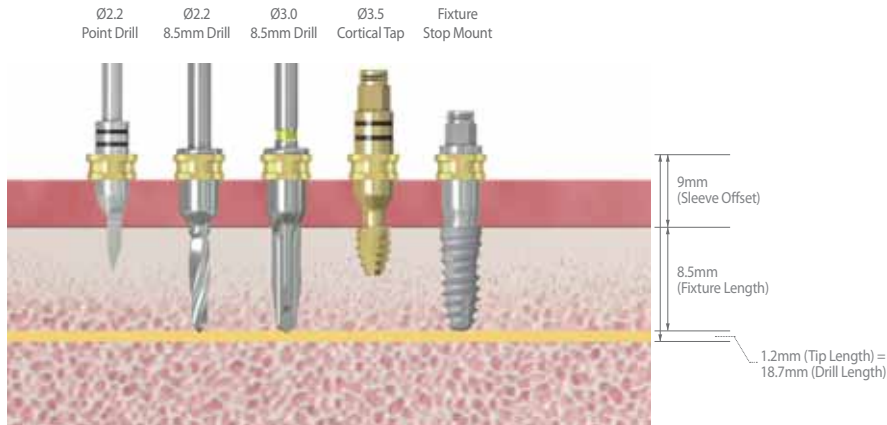
Product name	SGISLA400

Neo NaviGuide Narrow Kit Drilling Sequence

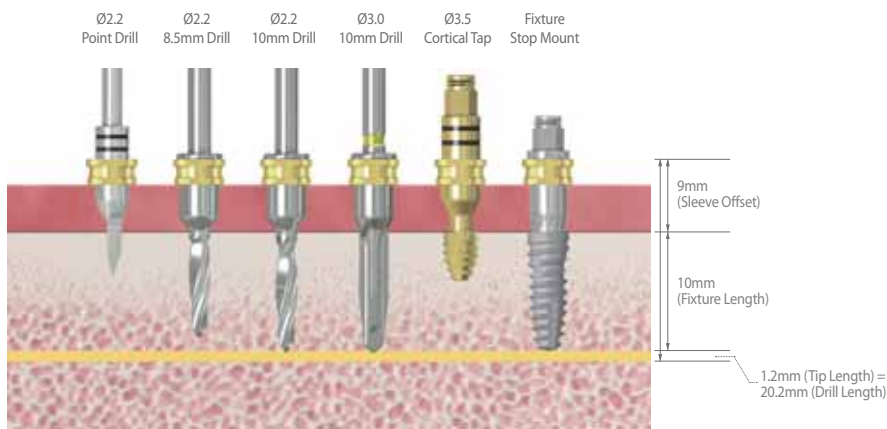
PontDrill, Initial Drill : 1,200rpm /35~45Ncm

- Stop Drill : 50~100 rpm / 35~45Ncm (Option : 1,200rpm / 35~45Ncm)
- Cortical Tap :50rpm / 50Ncm

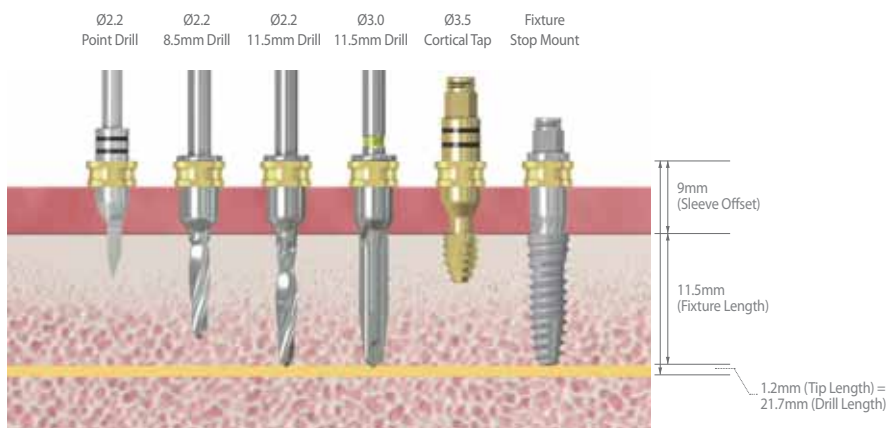
• IS-III active Fixture Ø3.5 X 8.5mm / Offset 0mm (D1/D2bone)



• IS-III active Fixture Ø3.5 X 10mm / Offset 0mm (D1/D2bone)

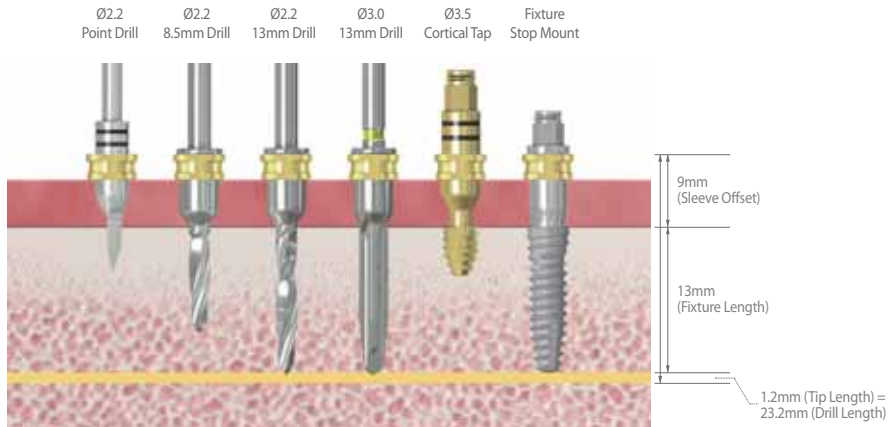


• IS-III active Fixture Ø3.5 X 11.5mm / Offset 0mm (D1/D2bone)



Neo NaviGuide Narrow Kit Drilling Sequence

- IS-III active Fixture $\varnothing 3.5 \times 13\text{mm}$ / Offset 0mm (D1/D2bone)



- IS-III active Fixture $\varnothing 3.5 \times 13\text{mm}$ / Offset 1.5mm (D1/D2bone)




Ridge Wider Kit

The product is a dental procedural device developed for convenient and easy split and expansion with RidgeWider Kit including expander, safe disk, drill and chisel in narrow ridge case where implant placement is difficult.



Product name	RWKIT
--------------	-------

• Bone Trimmer



Product name	BTRI6010
--------------	----------

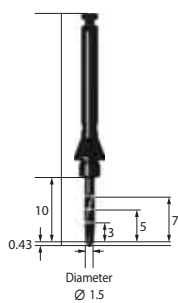
• Drill Stopper



Drilling Length	3.0mm	5.0mm	7.0mm
Product name	SFDS030	SFDS050	SFDS070

* Only stopper included.
Please order Stopper holder(SAWDDSH) separately.


• Initial Drill



Product name	SFD15
--------------	-------

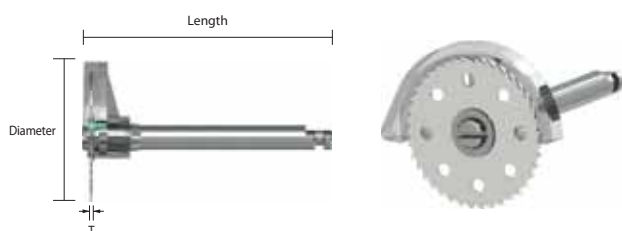
Ridge Wider Kit

• Safe Disk (Non-Saw Type)



Diameter	Length	T	Product name
Ø7.0	24.8mm	0.35T	SAWD0703N
Ø7.0	25.75mm	1.0T	SAWD0710N
Ø10.0	24.8mm	0.35T	SAWD1003N
Ø13.0	24.8mm	0.35T	SAWD1303N

• Safe Disk (Saw Type) - Optional



Diameter	Length	T	Product name
Ø7.0	24.8mm	0.28T	SAWD0703S*
Ø7.0	25.75mm	1.0T	SAWD0710S*
Ø10.0	24.8mm	0.28T	SAWD1003S*
Ø13.0	24.8mm	0.28T	SAWD1303S*

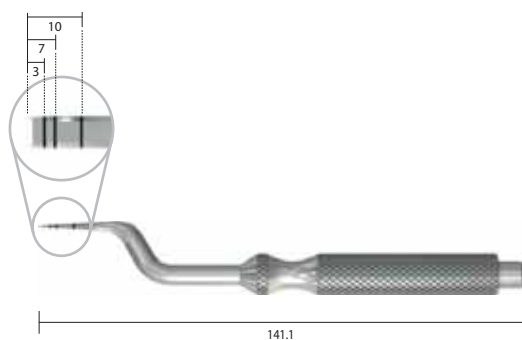
* Optional

• Bone Expander



Diameter	Product name
Ø3.0	BEXP30
Ø3.5	BEXP35
Ø4.0	BEXP40
Ø4.5	BEXP45
Ø5.0	BEXP50

• Bone Chisel



Length	Product name
141.1mm	BCHI60

Neo Surgical Accessory Kit



Product name	ACCKITV01
--------------	-----------

• Tissue Punch



Diameter	Product name
Ø3.5	TP35
Ø4.0	TP40
Ø4.5	TP45
Ø5.0	TP50

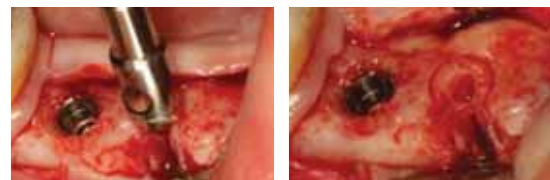


Used to cut the soft tissue roundly and neatly (1,000rpm)

• Dia. Marker




Diameter	Product name
Ø3.5	DM35
Ø4.0	DM40
Ø4.5	DM45
Ø5.0	DM50
Ø5.5	DM55
Ø6.0	DM60



Used to make exact diameter marking on the cortical bone (1,200rpm)

• Bone Planer



Diameter	Product name
Ø3.5	BP35
Ø4.0	BP40
Ø5.0	BP50
Ø6.5	BP65
Ø8.0	BP80



Used to flatten the cortical bone for implant installation (1,200rpm)

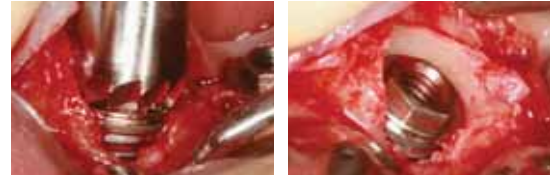
Neo Surgical Accessory Kit

• Bone Profile



External(EB)

Type	Product name
N	BPN40
R	BPR50
W(i)	BPI60
W(B)	BPB60




Used to clean up the bone around the fixture platform(50rpm)



Internal(IS)

Diameter	Product name
Ø4.8	ISBP48
Ø5.5	ISBP55
Ø6.0	ISBP60

• QuickTight




Hex	Length	Product name
1.2	5mm	QTH1205*
1.25	5mm	QTH12505*

* These components are only available for single purchase




Used to tighten screws(cover screw, healing abutment, abutment screw) with contra angle. (500~1,000rpm). Spinning with no traction in 1~2 Ncm



Hex	Length	Product name
1.2	15mm	QTH1215*
1.25	15mm	QTH12515*


* These components are only included in Neo Surgical Accessory Kit

Neo Prosthetic Kit




Product name	PRTKIT
--------------	--------

• Angled Driver



1.2 Hex	
Length(mm)	Product name
15	HDA1215S
20	HDA1220S
25	HDA1225S*

* Optional




1.25 Hex	
Length(mm)	Product name
15	HDA12515S
20	HDA12520S
25	HDA12525S*

* Optional



Rounded hex design



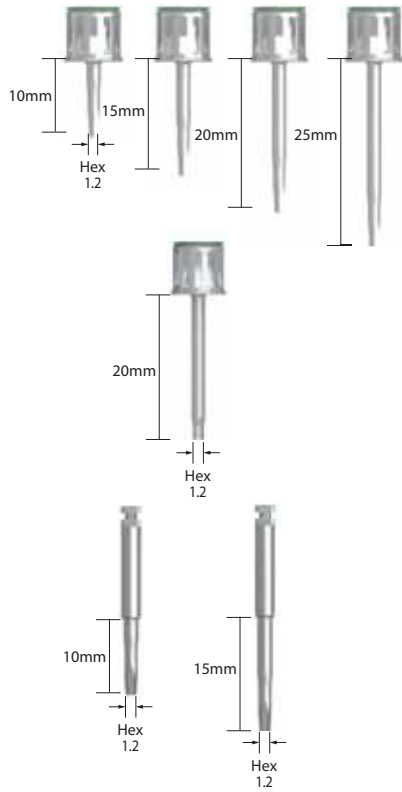
Access angle max 25°
Tightening Torque max 30 Ncm



Handle neck is designed to be broke in 38 Ncm for prevent hex tip fracture

Neo Prosthetic Kit

• 1.2 Hex Driver



Ratchet

Length(mm)	Product name
10	HD1210S
15	HD1215S
20	HD1220S
25	HD1225S


Rescue

Length(mm)	Product name
20	HD1220RCS

Contra Angle

Length(mm)	Product name
10	HDC1210
15	HDC1215

• 1.25 Hex Driver



Ratchet

Length(mm)	Product name
10	HD12510S
15	HD12515S
20	HD12520S
25	HD12525S

Rescue

Length(mm)	Product name
20	HD12520RCS

Contra Angle

Length(mm)	Product name
10	HDC12510
15	HDC12515

Neo Prosthetic Kit

• Extra Component



Solid Ex-Solid

IT Abutment Driver

Type	Product name
Solid	ITAD0L*
Ex-Solid	ITESD00*

* Optional



Multi Unit
Abut. Driver

Product name

MUAD48S*

* Optional



Ball Abut. Driver

Product name

BADH24*

* Optional

• Torque Ratchet



Product name


TW60

* Scale 1 : 1

Neo Prosthetic Kit

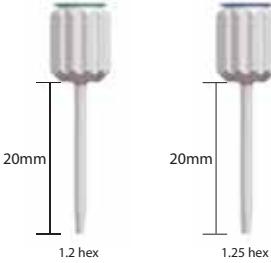
• **Abutment Positioner**

Used to take exact position of hex and direction of abutment with one hand.



Type	Product name	Product name
M2.0/Short(2mm)	AP202N	APset (10ea/set)
M2.0/Medium(5mm)	AP205N	
M2.0/Long(7mm)	AP207N	
M2.5/Short(2mm)	AP252N	
M2.5/Medium(5mm)	AP255N	
M2.5/Long(7mm)	AP257N	
Hex 1.2 / L : 15mm	HD1215	
Hex 1.2 / L : 20mm	HD1220	
Hex 1.25 / L : 15mm	HD12515	
Hex 1.25 / L : 20mm	HD12520	

• **Hand Driver**



Length	Product name
20mm	HDH1220S
20mm	HDH12520S

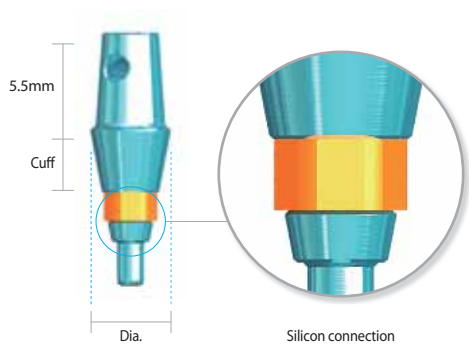
Neo Prosthetic Planning Kit

Neo Prosthetic Planning kit which helps users select a prosthesis by diameter, cuff and length when engaging with a fixture before choosing the size of prosthesis



Product name	P RTPNKIT
--------------	-----------

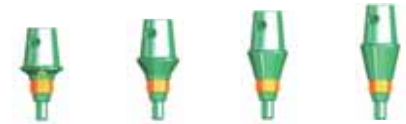
• Straight Type



Diameter	Ø 4.5			
Cuff(mm)	1.0	2.0	3.0	4.0
Product name	PISAH415	PISAH425	PISAH435	PISAH445



Diameter	Ø 5.2			
Cuff(mm)	1.0	2.0	3.0	4.0
Product name	PISAH515	PISAH525	PISAH535	PISAH545



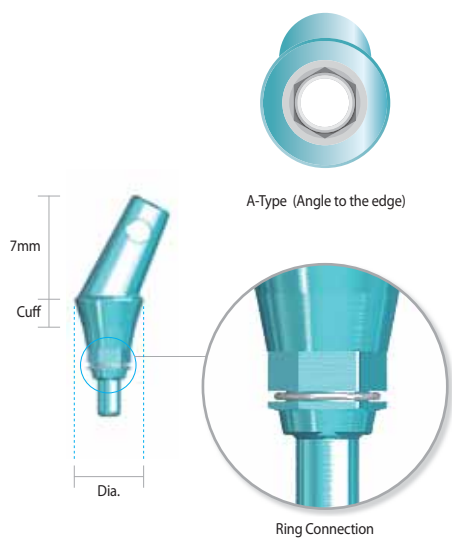
Diameter	Ø 5.7			
Cuff(mm)	1.0	2.0	3.0	4.0
Product name	PISAH615	PISAH625	PISAH635	PISAH645



Diameter	Ø 6.5			
Cuff(mm)	1.0	2.0	3.0	4.0
Product name	PISAH715	PISAH725	PISAH735	PISAH745

Neo Prosthetic Planning Kit

• Angled A-Type

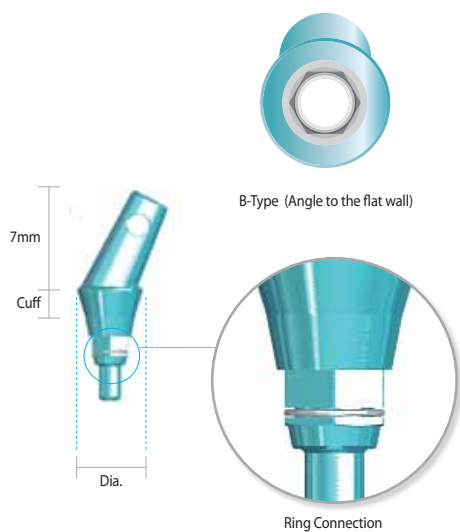


Cuff(mm)	2.0				
Diameter	Ø 4.5		Ø 5.2		Ø 5.7
Angle	15°	25°	15°	25°	15°
Product name	PISAHA1427	PISAHA2427	PISAHA1527	PISAHA2527	PISAHA1627



Cuff(mm)	4.0				
Diameter	Ø 4.5		Ø 5.2		Ø 5.7
Angle	15°	25°	15°	25°	15°
Product name	PISAHA1447	PISAHA2447	PISAHA1547	PISAHA2547	PISAHA1647

• Angled B-Type



Cuff(mm)	2.0				
Diameter	Ø 4.5		Ø 5.2		Ø 5.7
Angle	15°	25°	15°	25°	15°
Product name	PISAHB1427	PISAHB2427	PISAHB1527	PISAHB2527	PISAHB1627



Cuff(mm)	4.0				
Diameter	Ø 4.5		Ø 5.2		Ø 5.7
Angle	15°	25°	15°	25°	15°
Product name	PISAHB1447	PISAHB2447	PISAHB1547	PISAHB2547	PISAHB1647

Neo PickCap Impression Kit

Neo PickCap Impression Kit is redesigned with a cap for a better accuracy to make up for Transfer type impression coping. (The accuracy of re-positioning the impression material body increases when making a impression coping because the Pick cap inside impression material is detached stuck in it.)



Product name	PCIKIT
--------------	--------

• Neo PickCap Impression Kit(PCIKIT) Components

Products	ea
Kit Tray	1
Kit Cover	1
Abutment Positioner	1
Pincette	1
Hex Driver 15mm	1
Hex Driver 20mm	1
Hex Driver 25mm	1
Small Cap	50
Large Cap	50
Screw	93

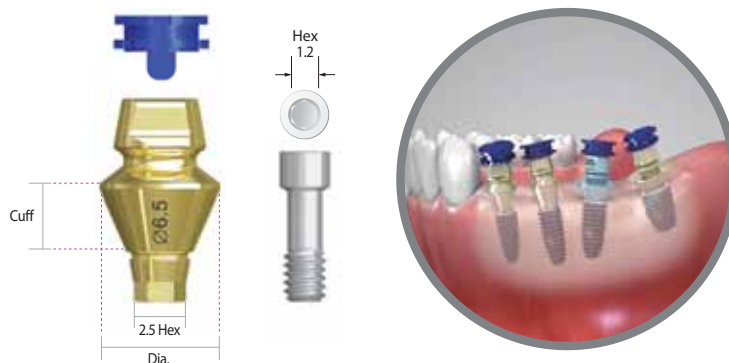
Products	ea
Coping Ø8.0 X 3.0mm	3
Coping Ø8.0 X 4.0mm	3
Coping Ø9.0 X 3.0mm	3
Coping Ø9.0 X 4.0mm	3

Products	ea
Coping Ø5.2 X 2.0mm	3
Coping Ø5.2 X 3.0mm	3
Coping Ø5.2 X 4.0mm	3
Coping Ø5.2 X 5.0mm	3
Coping Ø5.2 X 6.0mm	3
Coping Ø5.7 X 2.0mm	3
Coping Ø5.7 X 3.0mm	3
Coping Ø5.7 X 4.0mm	3
Coping Ø5.7 X 5.0mm	3
Coping Ø5.7 X 6.0mm	3
Coping Ø6.5 X 2.0mm	3
Coping Ø6.5 X 3.0mm	3
Coping Ø6.5 X 4.0mm	3
Coping Ø6.5 X 5.0mm	3
Coping Ø6.5 X 6.0mm	3

Products	ea
Coping Ø3.5 X 3.0mm	3
Coping Ø3.5 X 5.0mm	3
Coping Ø3.5 X 8.0mm	3
Coping Ø3.5 X 10.0mm	3
Coping Ø4.0 X 3.0mm	3
Coping Ø4.0 X 5.0mm	3
Coping Ø4.0 X 8.0mm	3
Coping Ø4.0 X 10.0mm	3
Coping Ø4.5 X 3.0mm	3
Coping Ø4.5 X 5.0mm	3
Coping Ø4.5 X 8.0mm	3
Coping Ø4.5 X 10.0mm	3

* Scale 1 : 1

Neo PickCap Impression Kit



• Neo PickCap Impression Coping



Diameter	Ø 3.5			
Cuff(mm)	3.0	5.0	8.0	10.0
Product name	ISPCIB3503C	ISPCIB3505C	ISPCIB3508C	ISPCIB3510C

* Coping body & screw(ISPCIS20) & impression cap(PCISC01 / PCILC01) included.



Diameter	Ø 4.0			
Cuff(mm)	3.0	5.0	8.0	10.0
Product name	ISPCIB4003C	ISPCIB4005C	ISPCIB4008C	ISPCIB4010C

* Coping body & screw(ISPCIS20) & impression cap(PCISC01 / PCILC01) included.



Diameter	Ø 4.5			
Cuff(mm)	3.0	5.0	8.0	10.0
Product name	ISPCIB403C	ISPCIB405C	ISPCIB408C	ISPCIB410C

* Coping body & screw(ISPCIS20) & impression cap(PCISC01 / PCILC01) included.



Diameter	Ø 5.2				
Cuff(mm)	2.0	3.0	4.0	5.0	6.0
Product name	ISPCIB502C	ISPCIB503C	ISPCIB504C	ISPCIB505C	ISPCIB506C

* Coping body & screw(ISPCIS20) & impression cap(PCISC01 / PCILC01) included.




Diameter	Ø 5.7				
Cuff(mm)	2.0	3.0	4.0	5.0	6.0
Product name	ISPCIB602C	ISPCIB603C	ISPCIB604C	ISPCIB605C	ISPCIB606C

* Coping body & screw(ISPCIS20) & impression cap(PCISC01 / PCILC01) included.



Diameter	Ø 6.5				
Cuff(mm)	2.0	3.0	4.0	5.0	6.0
Product name	ISPCIB702C	ISPCIB703C	ISPCIB704C	ISPCIB705C	ISPCIB706C

* Coping body & screw(ISPCIS20) & impression cap(PCISC01 / PCILC01) included.



Diameter	Ø 8.0	
Cuff(mm)	3.0	4.0
Product name	ISPCIB803C	ISPCIB804C

* Coping body & screw(ISPCIS20) & impression cap(PCISC01 / PCILC01) included.



Diameter	Ø 9.0	
Cuff(mm)	3.0	4.0
Product name	ISPCIB903C	ISPCIB904C

* Coping body & screw(ISPCIS20) & impression cap(PCISC01 / PCILC01) included.

Neo PickCap Impression Kit

• Neo PickCap Impression Cap



Cap size	Product name
Small	PCISC01
Large	PCILC01

* 1ea included

• Neo PickCap Impression Coping Screw



Product name	ISPCIS20
--------------	----------


* 1ea included

• Neo PickCap Impression Kit Tray



Product name	PCIKITTRAY
--------------	------------

• Neo PickCap Impression Kit Cover



Product name	PCIKITCOVER
--------------	-------------

• Neo PickCap Impression Mini Kit Tray



Product name	PCIKITTB
--------------	----------

• Neo PickCap Impression Mini Kit Cover




Product name	KTC
--------------	-----

* Scale 1 : 1

Neo PickCap Impression Kit

• Hex Driver



Length(mm)	Product name
15	HD1215S
20	HD1220S
25	HD1225S

• Abutment Positioner



Length(mm)	Product name
2	AP202N

• Pincette



Product name	PCIPC

User Manual

Product information

Neobiotech's dental fixtures and products are manufactured using medical grade Titanium. Neobiotech's abutments, denture material and surgical tools are only compatible with Neobiotech fixtures. For more details about any individual product, please refer to the user manual or catalog, or visit our company website (www.neobiotech.co.kr). Please check all product labels for product codes, specifications, date of manufacture and expiration date.

Preservation

Hermetically sealed packages should be stored in a dry location away from direct light at room temperature (1~30°C).

Precautions

NEO CMI IMPLANT SYSTEM

- Consider patient condition with bone disease (osteoporosis, osteomalacia) or metabolic bone disorder in advance.
- Implants less than 4.5mm diameter present a risk of fracture. Thus their use is not recommended on posterior regions.
- Large fixtures (greater than 5mm in diameter and less than 7mm in height) are only recommended on posterior regions, and prosthetics should be connected with a bridge.
- Products with diameter of 3.25mm or less must be used exclusively for mandibular anterior teeth in order to prevent fracture due to excessive occlusal load.

NEO ABUTMENT SYSTEM

- Carefully consider the patient condition who has bone diseases (Osteoporosis, Osteomalacia) or bone metabolic disorder in advance.
- A block should be machined not smaller than the restricted machining dimension, and the applied angle should not be exceeded 30° (Diameter 4mm, cuff 1mm, post below 4mm).
- Abutments with a diameter of 4mm or less are used only for the mandibular incisor.

NEO DRILL & INSTRUMENT SYSTEM

- Carefully consider the patient condition who has bone diseases (Osteoporosis, Osteomalacia) or bone metabolic disorder in advance.
- All Neobiotech's instruments are only for use on Neo CMI Implant System.

Precautions

- General dyspraxia not under control
- Receive radiation treatment for malignant tumor
- Patients who has problems in jaw relation and occlusion
- Patients with oral infection or inflammation(improper oral hygiene, bruxism, xerostamia)

- Pregnant, smoker, weak mental patient such an alcoholic, drug abuse and neurotic
- Blood coagulation defect or serious cardiac disorder patient
- Allergic to Titanium
- Other periodontal and surgical operation prohibited Patient
















Side effects

- Complications such like malocclusion, paresthesia caused by neurological damage, infection, edema, hypodermal bleeding, pain, soft tissue ulcer can be arisen.
- Loosening of screw, fracture of prosthetic.
- Bone defect around the implant and mucositis.

Storage and maintenance method after use

- Disposable dental implant. Must not reuse.
- Must discard opened products, even unused.
- Discard the packaging of used products.
- Surgical instruments must be cleaned, sterilized, and properly dried with cleaning products, alcohol, and distilled water.
- Keep in a storage box to protect against external shocks or damage.

MR Statement : This Product has not been evaluated for safety and compatibility in the MR environment. It has not been tested for heating, migration, or image artifact in the MR environment. The safety of this Product in the MR environment is unknown. Scanning a patient who has this device may result in patient injury. Small diameter implants are recommended for the incisors only.

Symbol	Definition	Symbol	Definition
	Catalog Number		Consult instruction for use
	Batch Code		Sterilized using irradiation
	Date of manufacture		Temperature Limitation (Storage temperature)
	Expiry Date		Do not re-use
	Manufacturer		Do not use if package is damaged
	Caution, consult accompanying documents		Prescription Only
	Non-sterile		CE marking
	Authorized representative in europe		

Federal law(USA) restricts this device to sale by or on the order of a licensed dentist

Neobiotech Co.,Ltd
104, 24 / 102, 103, 104-1, 104-2, 105, 106, 205, 212, 312, 509, 510, 511, 608,
10F, 36 Digital-ro 27-gil, Guro-gu, Seoul, KOREA, 08381
Tel 82 2 582 2885, Fax 82 2 582 2883 Made in Korea www.neobiotech.com

EC REP Certification Experts B.V.
Amerlandseweg 7, 3621 ZC, Breukelen, the Netherlands
Tel +31 (0)294 417581

NEOPLANT USA
2700 E.Foothill Blvd Ste. 121 Pasadena, CA 91107
Tel 213 387 7704, 7701



Neobiotech
IMPLANT SYSTEM

IS Implant System / EB Implant System / IT Implant System / S-Mini Implant System / Surgical Kit

See instruction for Use for Full prescribing information, including indications, contraindications, warnings and precautions. Some products may not be released on market.



Neobiotech Implant System

IS Implant System / EB Implant System / IT Implant System / S-Mini Implant System / Surgical Kit